

MANIGLIONI ANTIPANICO


The complete range of Savio panic bars

Tested according to EN 1125:2008

Antibacterial protection

Compact design

Grinz finish



Juvarra and Brunelleschi



Certified durability

Juvarra and Brunelleschi have been tested to the highest standards of the EN 1125:2008 regulation, successfully passing the 200,000-cycle test and exceeding 500,000 cycles.

Anti-burglary security

Savio wanted to improve security even further with the unique shape of the latch, providing enhanced resistance against break-in attempts.

Opening security: double leaf

The translating plate latch is the solution that completely eliminates any jamming when opening the two leaves. Additionally, thanks to the self-lubricating nylon insert, the effort required for operation is significantly reduced.

Maximum ease in cylinder replacement

Juvarra and Brunelleschi allow for cylinder replacement without the need to disassemble the internal part. This innovation is particularly useful in solutions with master keys or other special systems. The replacement of the supplied cylinder with the permanent one is so simple that it can be performed by the end user.

Functional and sober design

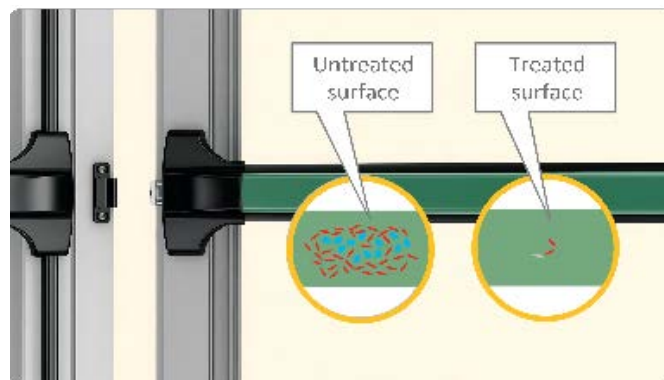
The compact design of the new range of panic bars combines pleasant sobriety with excellent functionality.

Antibacterial safety

Savio extends its focus on security to hygiene as well, with an antibacterial treatment using high-quality paints, essential in public spaces such as schools, hospitals, and offices.

360° safety

Savio's commitment to safety extends to hygiene. These products feature an antibacterial treatment with top-quality paints, essential in public spaces such as schools, hospitals, and offices. Reducing microbes on surfaces is crucial, as some can negatively impact health and the environment in which we live and work.



Tested for up to 500.000 cycles

At the laboratory, we tested the accessories of the JUVARRA and BRUNELLESCHI ranges following the specifications of the EN 1125:2008 standard for applications up to 1500 mm in width and up to 3100 mm in height, achieving validation and the inclusion of these codes in the CE Certificate of Conformity (6010.B/1500, 6010.721, and 6110.B/1158). The test reached 200,000 cycles, exceeding the requirements of the standard, and continued up to 500,000 cycles. In previous tests, we reached 2 million cycles, further demonstrating the exceptional durability of our products.

Grinz Finish

The new Grinz finish combines modern elegance with lasting durability. Its granular texture adds a distinctive touch to the panic bar, offering 30% more impact resistance and optimal protection against weather elements. Easy to clean, it also reduces fingerprint marks, making maintenance simple and practical.



Certifications

JUVARRA and BRUNELLESCHI panic bars

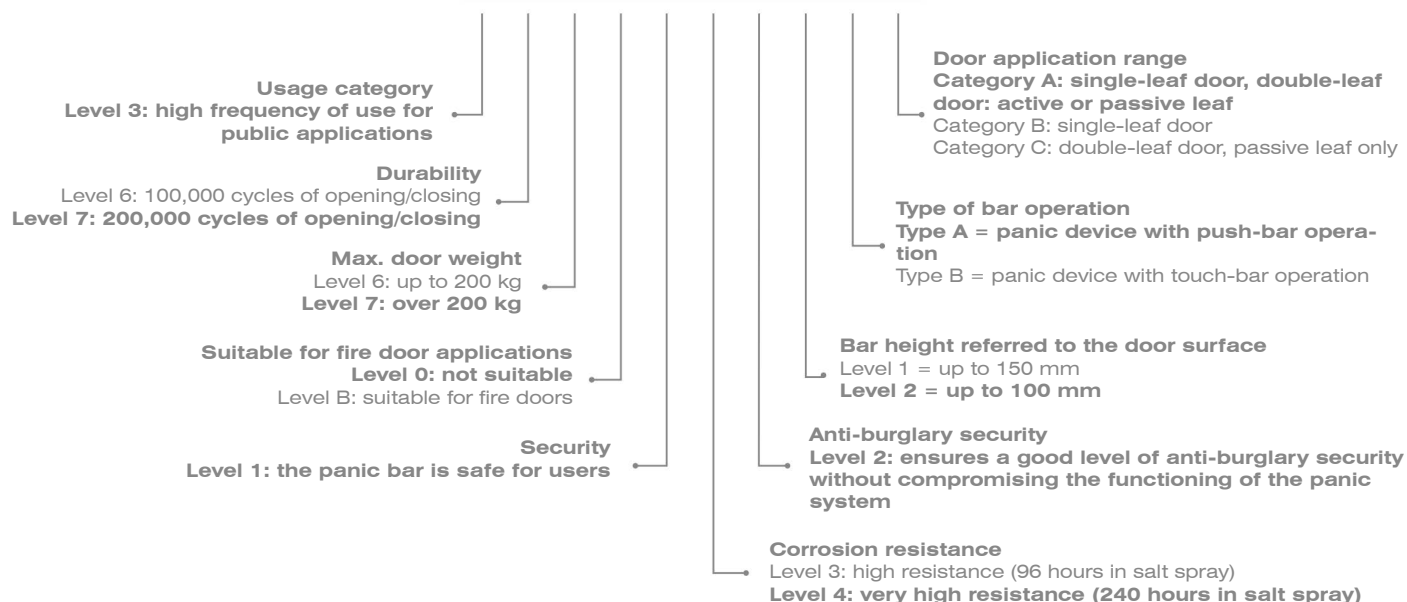
JUVARRA and BRUNELLESCHI have been verified according to the EN 1125:2008 standard, as certified in accordance with the EU Construction Products Regulation 305/2011 of the European Parliament and Council, dated March 9, 2011, by the French certification institute AFNOR, which is authorized at the European level to grant the use of the CE mark for construction products. Its identification number is 0333.




The achievable levels are:

(in bold, the levels of JUVARRA)

3 7 7 0 1 4 2 2 A A



The products listed in the certificate guarantee a high number of utilisation cycles (200,000 cycles), allowing for frequent use. This cyclic performance was achieved on a door weight of 300 kg. These data, along with other important factors for assessing the product's performance level, are outlined below.



The achievable levels are:
(in bold, the levels of BRUNELLESCHI)

3 7 7 0 1 4 2 2 B A

Usage category
Level 3: high frequency of use for public applications

Durability
Level 6: 100,000 cycles of opening/closing
Level 7: 200,000 cycles of opening/closing

Max. door weight
Level 6: up to 200 kg
Level 7: over 200 kg

Suitable for fire door applications
Level 0: not suitable
Level B: suitable for fire doors

Security
Level 1: the panic bar is safe for users

Door application range
Category A: single-leaf door, double-leaf door: active or passive leaf
Category B: single-leaf door
Category C: double-leaf door, passive leaf only

Type of bar operation
Type A = panic device with push-bar operation
Type B = panic device with touch-bar operation

Bar height referred to the door surface
Level 1 = up to 150 mm
Level 2 = up to 100 mm

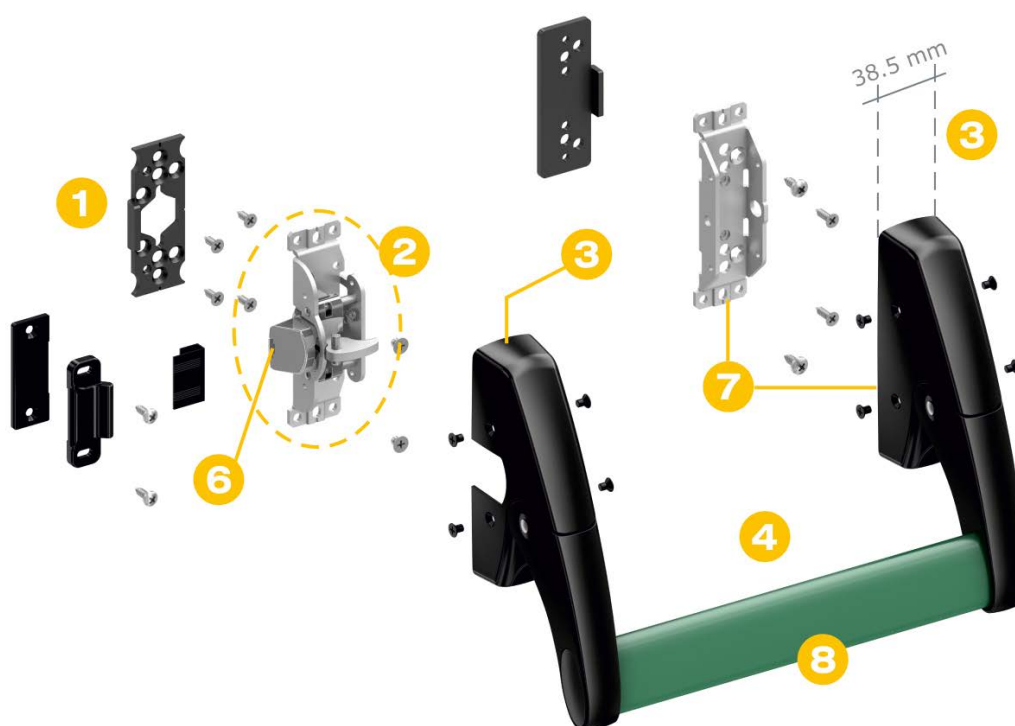
Anti-burglary security
Level 2: ensures a good level of anti-burglary security without compromising the functioning of the panic system

Corrosion resistance
Level 3: high resistance (96 hours in salt spray)
Level 4: very high resistance (240 hours in salt spray)

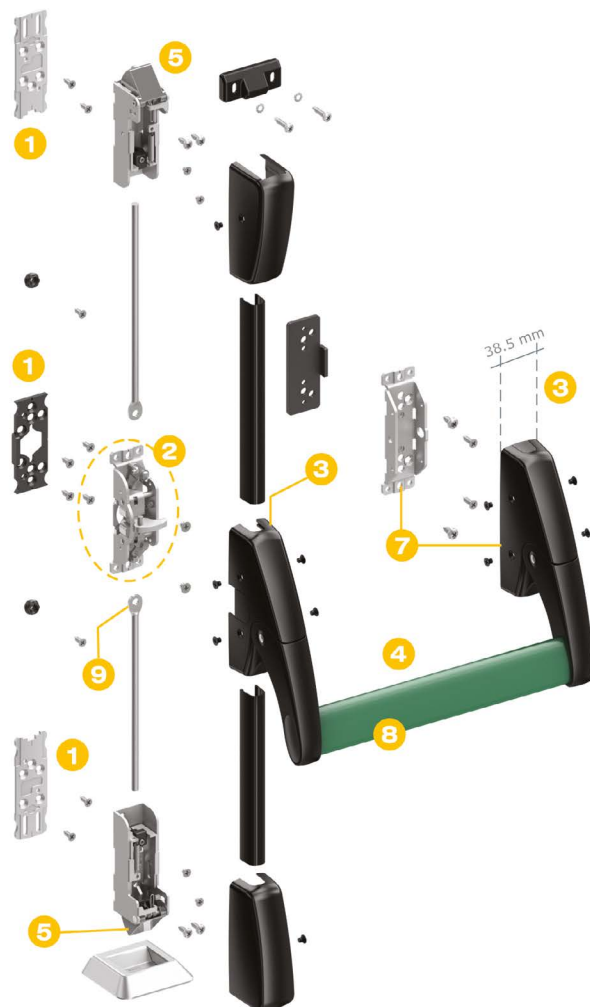
JUVARRA lever panic bar



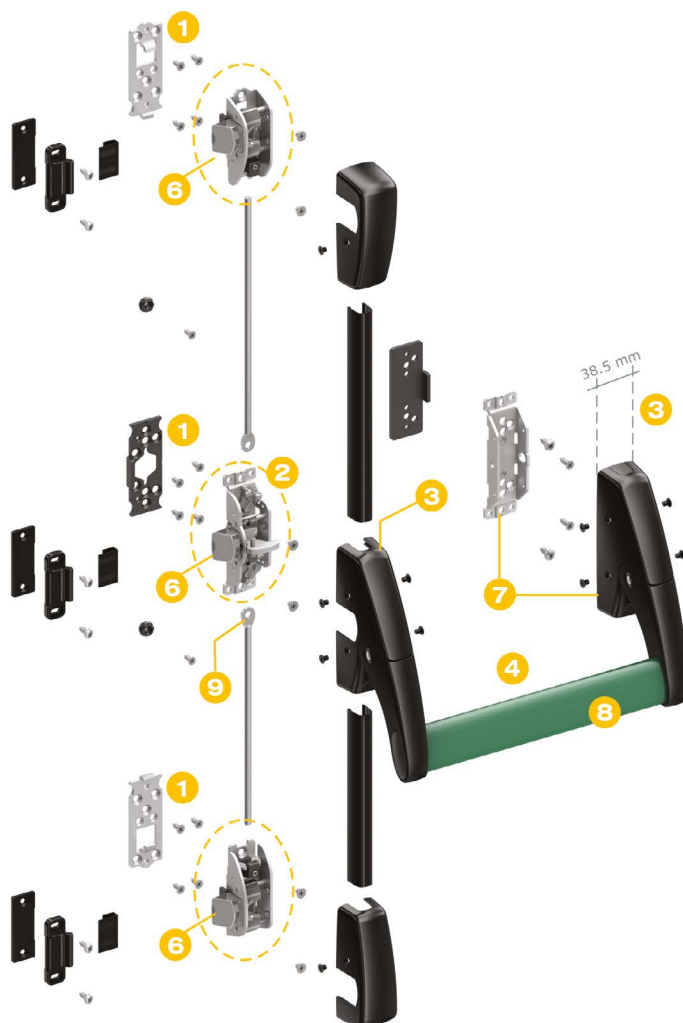
Horizontal non-handed panic bar with one closing point.



Vertical non-handed panic bar with two closing points.



Vertical non-handed panic bar with side closures and three closing points.




- 1 All supports and latches are screwed onto **steel counter plates** (also weldable) for an easy, solid, and fast fixing
- 2 **Completely non-handed mechanism**
- 3 **Reduced dimensions** (38.5 mm) for assembly on standard profiles
- 4 Wide profile horizontal bars for **better maneuverability**
- 5 **Adjustable high and low latches** with anti-burglary device
- 6 **Flat and translating side latches** (top, bottom, and central)
- 7 Secondary support designed for the insertion of the **day stop device and the microswitch**
- 8 Horizontal bar to be inserted with **wide manufacturing tolerances**; made of steel with a 40 mm oval section
- 9 **Simplified rod coupling**


BRUNELLESCHI push panic bar



Horizontal non-handed panic bar with one closing point.

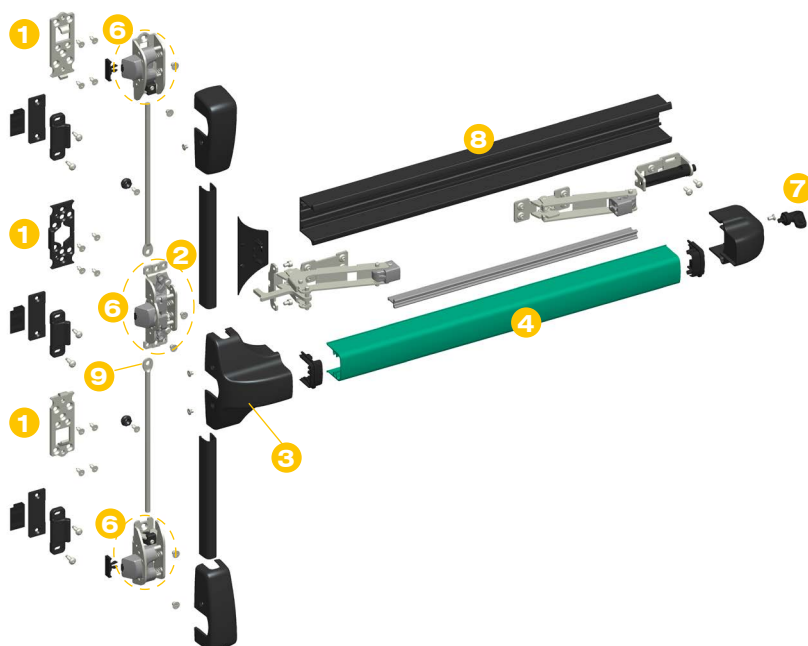


Vertical non-handed panic bar with two closing points.




Vertical non-handed panic bar with side closures and three closing points.


- 1 All supports and latches are screwed onto steel **counter plates** (also weldable) for an easy, solid, and fast fixing
- 2 Completely non-handed mechanism
- 3 Reduced dimensions (38.5 mm) for assembly on standard profiles
- 4 Antibacterial silver ion protection
- 5 Adjustable high and low latches with anti-burglary device
- 6 Flat and translating side latches (top, bottom, and central)
- 7 Day stop device always included in the standard product
- 8 Base profile with a **special shape** for excellent grip
- 9 Simplified rod coupling




JUVARRA complete kits



Article	Description	Pcs.	Finishes
6010.1/1200	JUVARRA (patented) Horizontal non-handed panic bar with a single closing point, push-bar version.	1	GR 301, GR 629, GREY








Article	Description	Pcs.	Finishes
6010.2/1200	JUVARRA (patented) Vertical non-handed panic bar with 2 closing points, push-bar version.	1	GR 301, GR 629, GREY





Article	Description	Pcs.	Finishes
6010.3/1200	JUVARRA (patented) Vertical non-handed panic bar with 3 closing points, push-bar version.	1	GR 301, GR 629, GREY




JUVARRA and BRUNELLESCHI modular items

	Article	Description	Pcs.	Finishes
	6010.701	JUVARRA (patented) Horizontal non-handed support kit with 1 closing point, push-bar version.	1	910, GR 905, GREY, SLV
	Article	Description	Pcs.	Finishes
	6010.702	JUVARRA (patented) Vertical non-handed support kit with 2 closing points, push-bar version.	1	910, GR 905, GREY, SLV
	Article	Description	Pcs.	Finishes
	6010.703	JUVARRA (patented) Non-handed support kit with 3 closing points, push-bar version.	1	910, GR 905, GREY, SLV
	Article	Description	Pcs.	Finishes
	6010.B/860	Horizontal bar of 860 mm.	1	910, GR 301, GR 629, GR 905, GREY, SLV
	6010.B/1200	Horizontal bar of 1200 mm.	1	
	6010.B/1500	Horizontal bar of 1500 mm.	1	
	Article	Description	Pcs.	Finishes
	6110.712/1200	BRUNELLESCHI (patented) Vertical non-handed support kit with 2 closing points, without touch bar, without rods, and without upper and lower bolt latches. For doors with a clear width from 1220 mm and a max height of 2450 mm.	1	910, GR 905, SLV
	6110.712/1500	BRUNELLESCHI (patented) Vertical non-handed support kit with 2 closing points, without touch bar, without rods, and without upper and lower bolt latches. For doors with a clear width from 1520 mm.	1	



BRUNELLESCHI modular items

	Article	Description	Pcs.	Finishes
	6110.713/1200	BRUNELLESCHI (patented) Non-handed support kit for single/multiple closures, without touch bar, without rods, and without lateral latches. For doors with a clear width from 1220 mm and a max height of 2450 mm.	1	910, GR 905, SLV
	6110.713/1500	BRUNELLESCHI (patented) Non-handed support kit for single/multiple closures, without touch bar, without rods, and without lateral latches. For doors with a clear width from 1520 mm.	1	
	Article	Description	Pcs.	Finishes
	6110.B/1058	Horizontal bar of 1058 mm for items 6110.712/1200 and 6110.713/1200. For doors with a clear width from 437 to 1220 mm.	1	910, GR 301, GR 629, GR 905, SLV
	6110.B/1358	Horizontal bar of 1358 mm for items 6110.712/1500 and 6110.713/1500. For doors with a clear width from 437 to 1520 mm (also available in XSD finish).	1	

JUVARRA and BRUNELLESCHI modular items

	Article	Description	Pcs.	Finishes
	6010.720	Standard vertical rods for doors up to 2450 mm in height.	1	910, GR 905, GREY, SLV
	Article	Description	Pcs.	Finishes
	6010.721	Vertical rods for doors with a height from 2450 mm to 3100 mm.	1	910, GR 905, GREY, SLV
	Article	Description	Pcs.	Finishes
	6010.730	(Patented) Kit high-low latch bolts.	1	910, GR 905, GREY, SLV

JUVARRA and BRUNELLESCHI modular items

	Article	Description	Pcs.	Finishes
	6010.735R	(Patented) Right-hand high-lateral kit latch bolts.	1	910, GR 905, GREY, SLV
	6010.735L	As 6010.735R, but for left-hand side.	1	
	Article	Description	Pcs.	Finishes
	6010.740	(Patented) Kit lateral latch bolts.	1	910, GR 905, GREY, SLV








External access

	Article	Description	Pcs.	Finishes
	6010.870	External access device, handle only.	1	910, GR 905, GREY, SLV
	Article	Description	Pcs.	Finishes
	6010.873	External access device, idle position, cylinder with different key combinations, 3 keys.	1	910, GR 905, GREY, SLV
	6010.874	Like 6010.873 but with a single key combination.	1	
	Article	Description	Pcs.	Finishes
	6010.875	External access device, idle position, European profile cylinder with different key combinations, 3 keys. Equipped with cylinder unlocked key retention device.	1	910, GR 905, GREY, SLV
	6010.877	Like 6010.875 but with a single combination.	1	

External access

	Article	Description	Pcs.	Finishes
	6010.876	External access device, idle position. Equipped with cylinder unlocked key retention device.	1	910, GR 905, GREY, SLV
	Article	Description	Pcs.	Finishes
	6000.879	External access device, reduced size handle. Equipped with cylinder unlocked key retention device. To be used with cam part no. 6010.401.	1	GR 905
	Article	Description	Pcs.	Finishes
	6000.880	External access device fixed knob handle. Preferably to be paired with the 1 closing point version. To be used with cam part no. 6010.401.	1	910, GR 905, GREY, SLV
	Article	Description	Pcs.	Finishes
	6010.890	Electrical external access device, idle position. To be used with the cam part no. 6010.401.	1	90BI, 90GR, 90NE

JUVARRA and BRUNELLESCHI complementary accessories

	Article	Description	Pcs.	Finishes
	6010.401	Brass cam to use the external access device art. 6000.879/.880 - 6010.890 with JUVARRA/BRUNELLESCHI panic bars.	5	
	Article	Description	Pcs.	Finishes
	6010.424	Shimming plate for the main and secondary support of JUVARRA (art. 6010.1). To be used with the electric strike art. 6010.820/.824.	5	GR 905, SLV
	Article	Description	Pcs.	Finishes
	6010.800	Kit consisting of: 4 spacers (1 mm, 2 mm, and 2 pcs of 4 mm) in black or white nylon. To be paired with the keeper art. 6010.801.	5	.74, .78
	Article	Description	Pcs.	Finishes
	6010.801	Kit for horizontal or lateral closures. For applications on PVC profiles.	5	910, GR 905, GREY, SLV
	Article	Description	Pcs.	Finishes
	6010.805	Kit consisting of 1 keeper in painted steel ferrogliere for horizontal and vertical closings. For applications on frame profiles.	20	910, GR 905, GREY, SLV
	Article	Description	Pcs.	Finishes
	6010.811	Kit for horizontal or lateral closures.	5	910, GR 905, GREY, SLV
	Article	Description	Pcs.	Finishes
	6010.812	Kit for upper vertical closure.	5	910, GR 905, GREY, SLV

JUVARRA and BRUNELLESCHI complementary accessories

	Article	Description	Pcs.	Finishes
	6010.820	Electric strike for profiles with rebate. Powered at 12 V CC.	1	910, GR 905, GREY, SLV



	Article	Description	Pcs.	Finishes
	6010.824	Electric strike for profiles with rebate. Powered at 12 V CC.	1	910, GR 905, GREY, SLV



	Article	Description	Pcs.	Finishes
	6010.830	Hold-open device for JUVARRA panic bars.	5	GR 905



	Article	Description	Pcs.	Finishes
	6010.842	Microswitch for JUVARRA panic bars.	5	



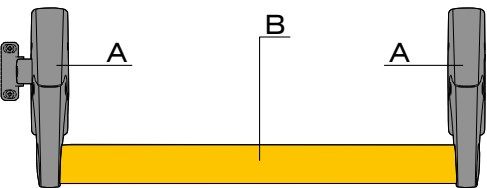
	Article	Description	Pcs.	Finishes
	6110.842	Microswitch for BRUNELLESCHI panic bars.	5	





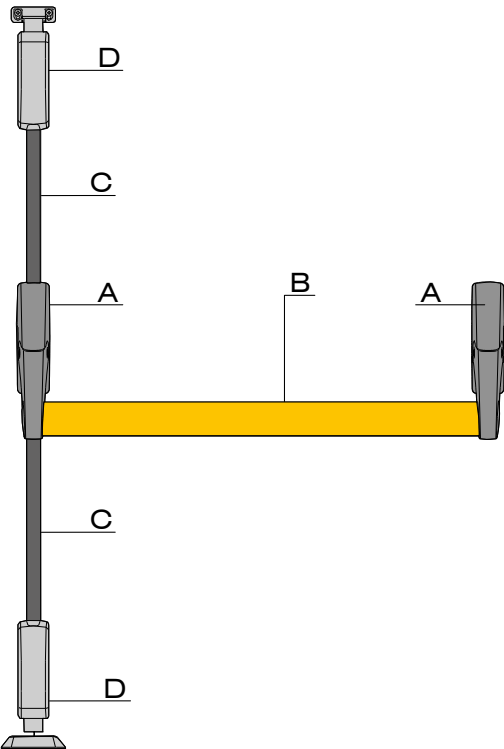
JUVARRA Product codes necessary for the various combinable configurations

Diagram for a single point closure



Ref.	Leaf width	Article
A	< 900 mm	6010.701
B		+ 6010.B/860
A	< 1240 mm	6010.701
B		+ 6010.B/1200
A	< 1540 mm	6010.701
B		+ 6010.B/1500

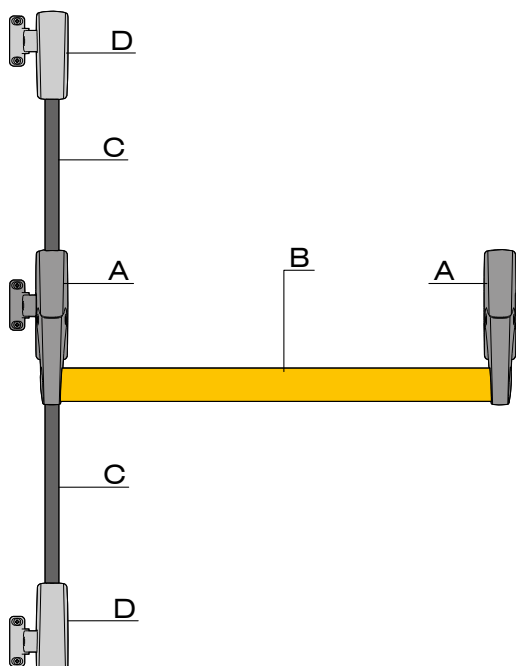
Diagram for two point closure



Ref.	Leaf width	H up to 2450	H up to 3100
A	< 900 mm	6010.702	6010.702
B		+ 6010.B/860	+ 6010.B/860
C		+ 6010.720	+ 6010.721
D		+ 6010.730	+ 6010.730
A	< 1240 mm	6010.702	6010.702
B		+ 6010.B/1200	+ 6010.B/1200
C		+ 6010.720	+ 6010.721
D		+ 6010.730	+ 6010.730
A	< 1540 mm	6010.702	6010.702
B		+ 6010.B/1500	+ 6010.B/1500
C		+ 6010.720	+ 6010.721
D		+ 6010.730	+ 6010.730

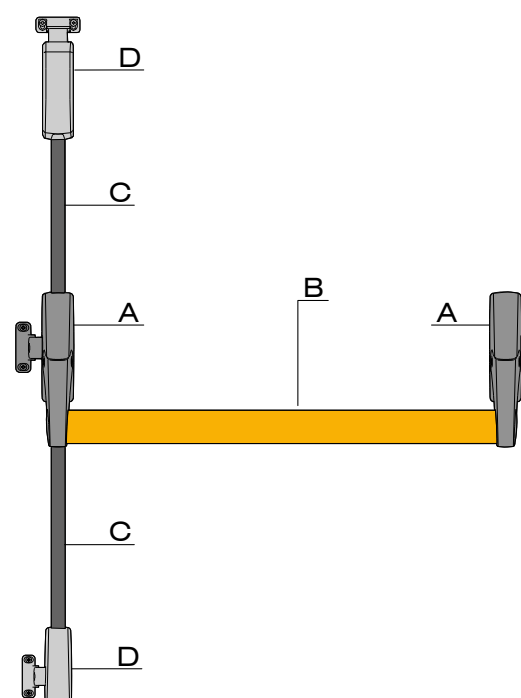
JUVARRA Product codes required for various configurable setups

Diagram for three point closure

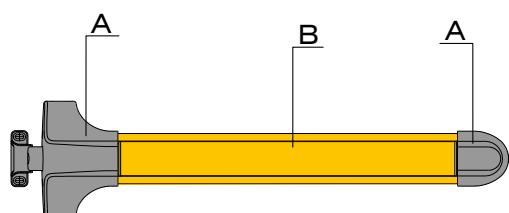


Ref.	Leaf width	H up to 2450	H up to 3100
A	< 900 mm	6010.703	6010.703
B		+ 6010.B/860	+ 6010.B/860
C		+ 6010.720	+ 6010.721
D		+ 6010.740	+ 6010.740
A	< 1240 mm	6010.703	6010.703
B		+ 6010.B/1200	+ 6010.B/1200
C		+ 6010.720	+ 6010.721
D		+ 6010.740	+ 6010.740
A	< 1540 mm	6010.703	6010.703
B		+ 6010.B/1500	+ 6010.B/1500
C		+ 6010.720	+ 6010.721
D		+ 6010.740	+ 6010.740

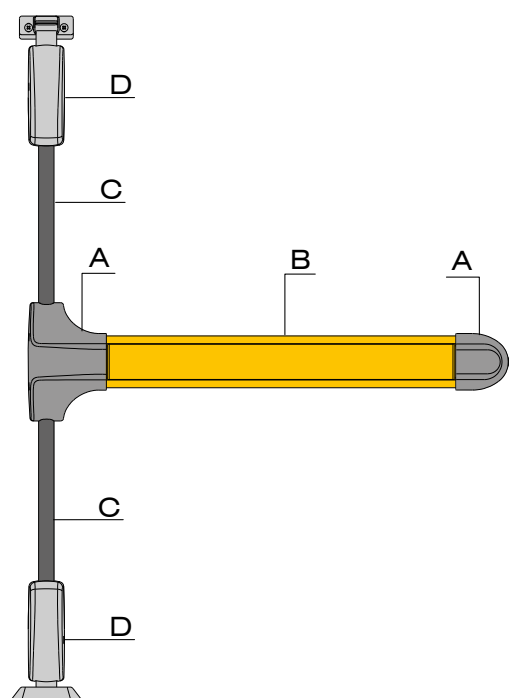
Diagram for three point closure top/side



Ref.	Leaf width	H up to 2450	H up to 3100
A	< 900 mm	6010.703	6010.703
B		+ 6010.B/860	+ 6010.B/860
C		+ 6010.720	+ 6010.721
D		+ 6010.735R/L	+ 6010.735R/L
A	< 1240 mm	6010.703	6010.703
B		+ 6010.B/1200	+ 6010.B/1200
C		+ 6010.720	+ 6010.721
D		+ 6010.735R/L	+ 6010.735R/L
A	< 1540 mm	6010.703	6010.703
B		+ 6010.B/1500	+ 6010.B/1500
C		+ 6010.720	+ 6010.721
D		+ 6010.735R/L	+ 6010.735R/L

BRUNELLESCHI Product codes required for various configurable setups
Diagram for a single point closure


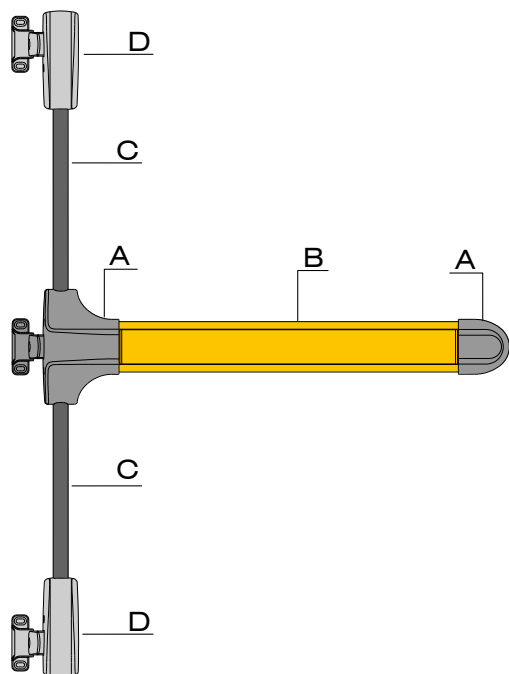
Ref.	Passage width	Article
A	437 - 1220 mm	6110.713/1200
B		6110.B/1058
A	437 - 1520 mm	6110.713/1500
B		6110.B/1358

Diagram for two-point top/bottom closure


Ref.	Passage width	H up to 2450	H up to 3100
A	437 - 1220 mm	6110.712/1200	6110.712/1200
B		+6110.B/1058	+6110.B/1058
C		+ 6010.720	+ 6010.721
D		+ 6010.730	+ 6010.730
A	437 - 1520 mm	6110.712/1500	6110.712/1500
B		+ 6110.B/1358	+ 6110.B/1358
C		+ 6010.720	+ 6010.721
D		+ 6010.730	+ 6010.730

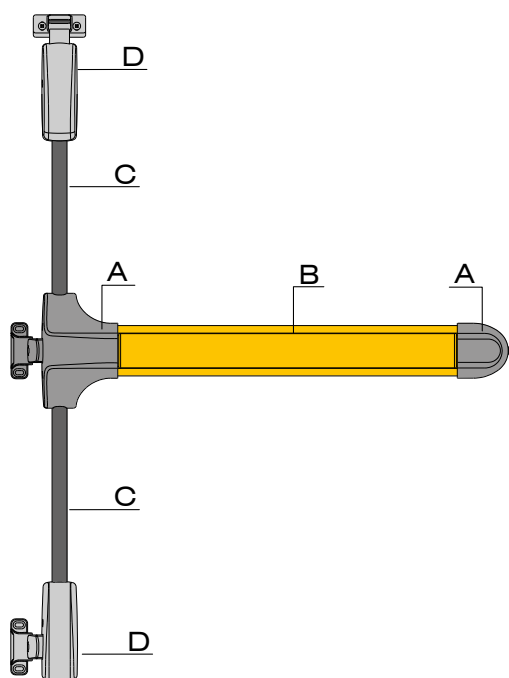
BRUNELLESCHI Product codes necessary for various configurable setups

Diagram for three-point lateral closure



Ref.	Passage width	H up to 2450	H up to 3100
A	437 - 1220 mm	6110.713/1200	6110.713/1200
B		+6110.B/1058	+6110.B/1058
C		+ 6010.720	+ 6010.721
D		+ 6010.740	+ 6010.740
A	437 - 1520 mm	6110.713/1500	6110.713/1500
B		+ 6110.B/1358	+ 6110.B/1358
C		+ 6010.720	+ 6010.721
D		+ 6010.740	+ 6010.740

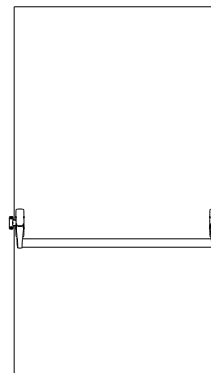
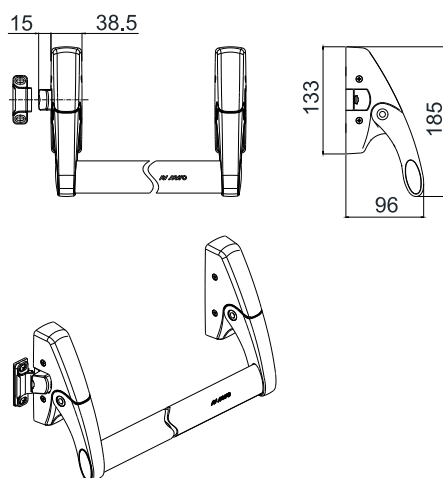
Diagram for three-point top/lateral closure



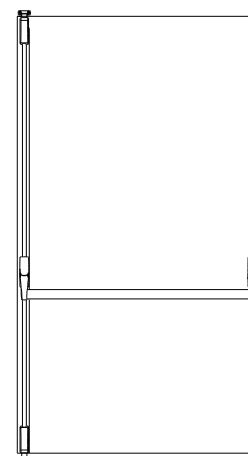
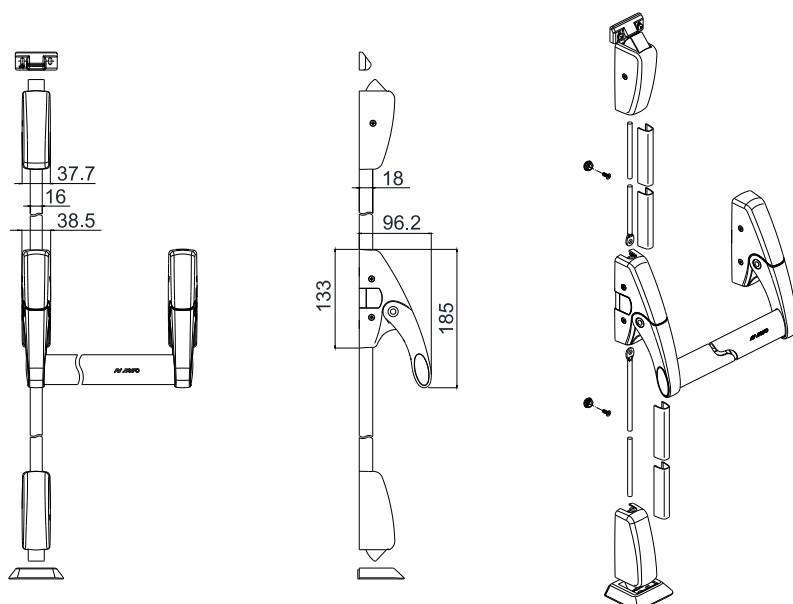
Ref.	Passage width	H up to 2450	H up to 3100
A	437 - 1220 mm	6110.713/1220	6110.713/1220
B		+6110.B/1058	+6110.B/1058
C		+ 6010.720	+ 6010.721
D		+ 6010.735R/L	+ 6010.735R/L
A	437 - 1520 mm	6110.713/1500	6110.713/1500
B		+ 6110.B/1358	+ 6110.B/1358
C		+ 6010.720	+ 6010.721
D		+ 6010.735R/L	+ 6010.735R/L

Complete kits JUVARRA

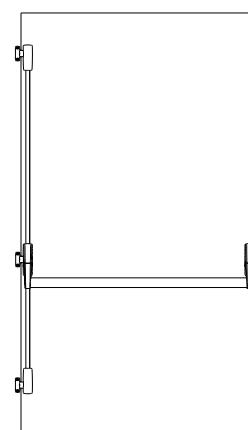
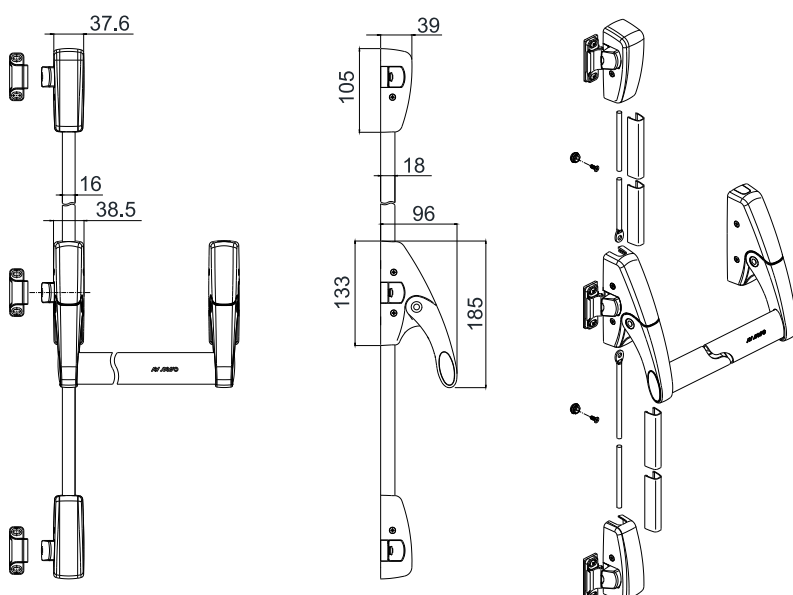
6010.1/1200



6010.2/1200

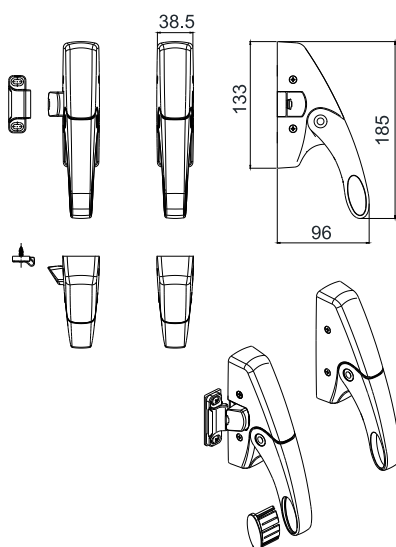


6010.3/1200

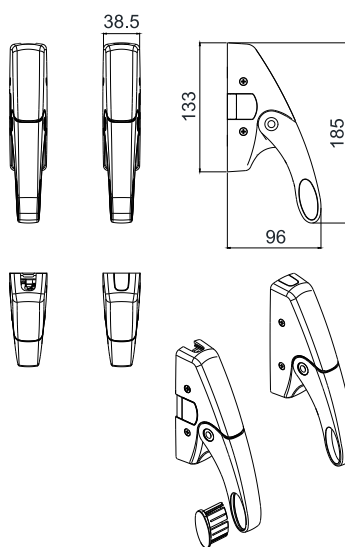


Modular items

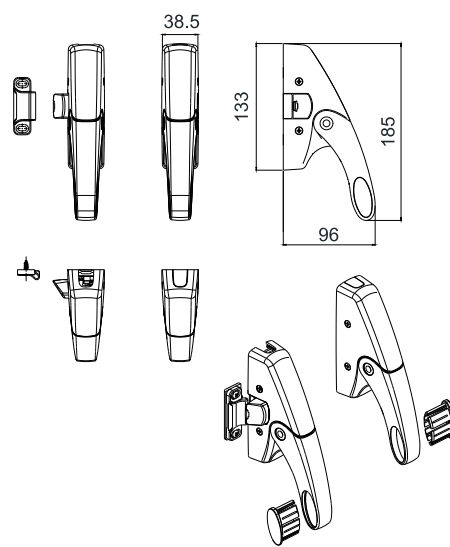
6010.701



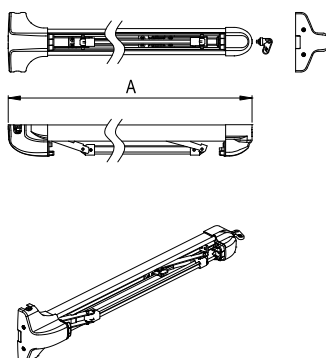
6010.702



6010.703

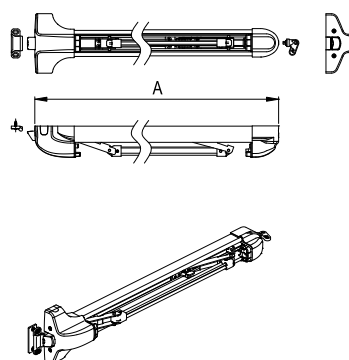


6110.712



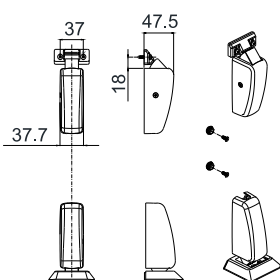
Art.	A (mm)
6110.712/1200	1200
6110.712/1500	1500

6110.713

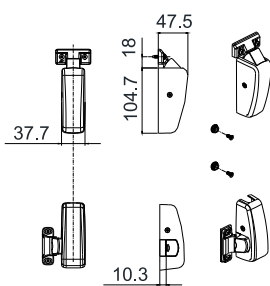


Art.	A (mm)
6110.713/1200	1200
6110.713/1500	1500

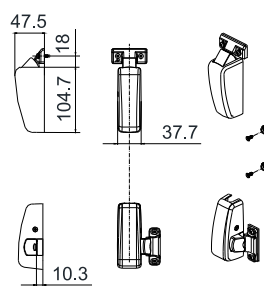
6010.730



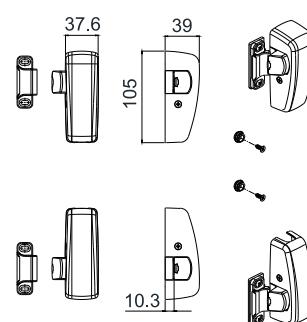
6010.735R



6010.735L

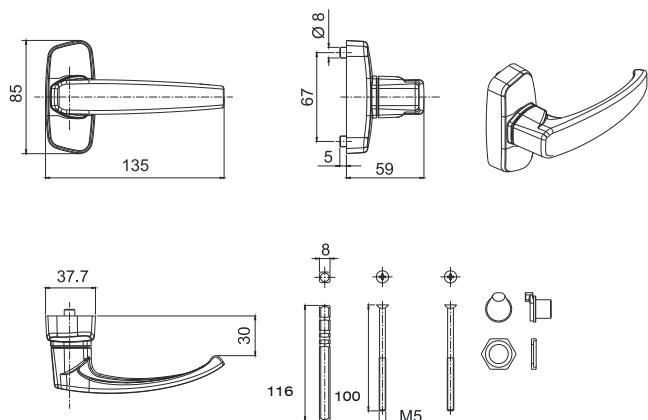


6010.740

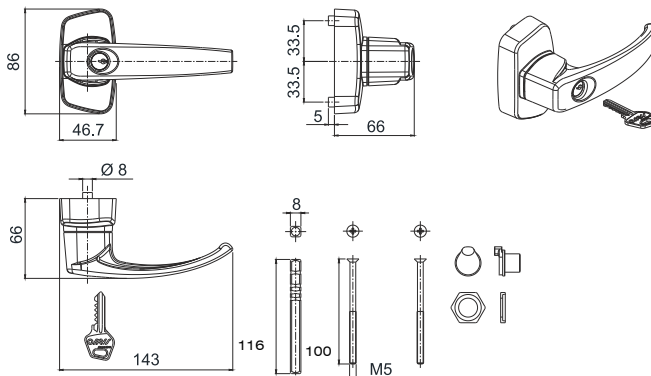


External access

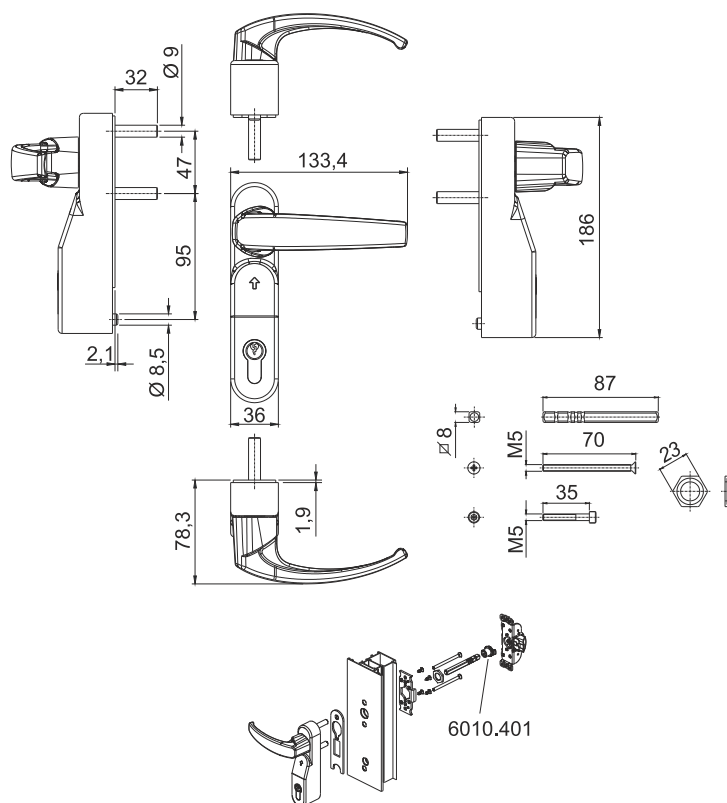
6010.870



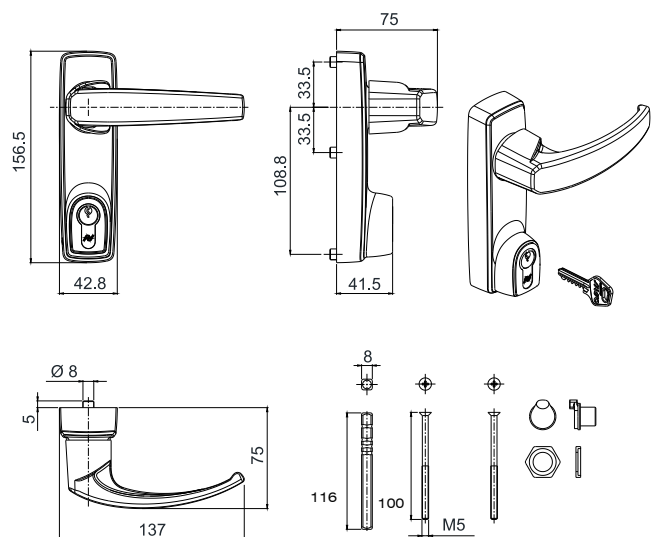
6010.873 - 6010.874



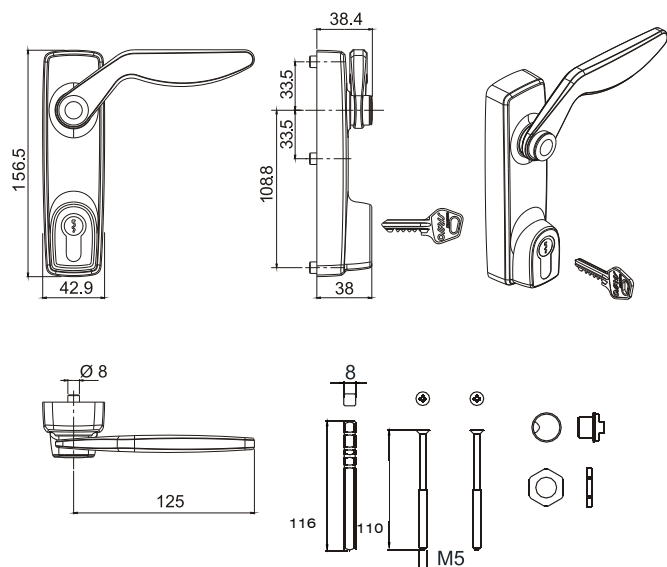
6010.890



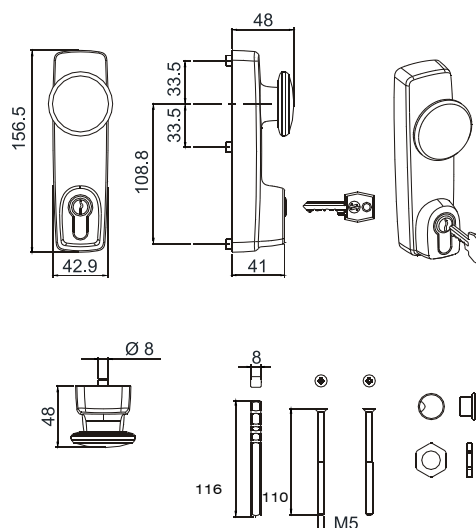
6010.875 - 6010.876 - 6010.877



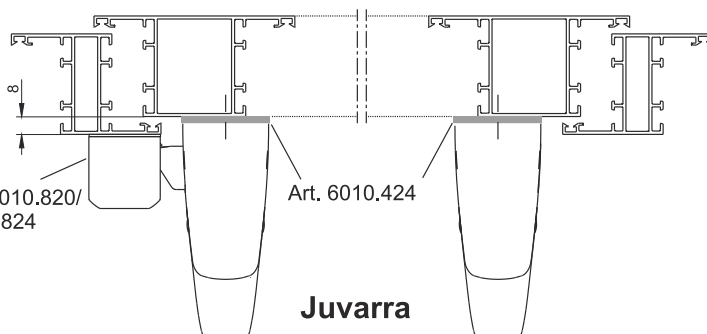
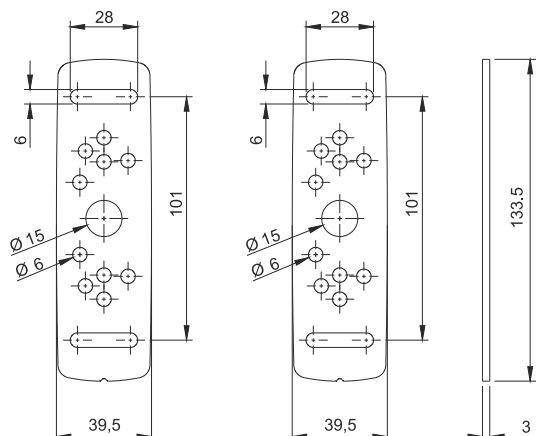
6000.879



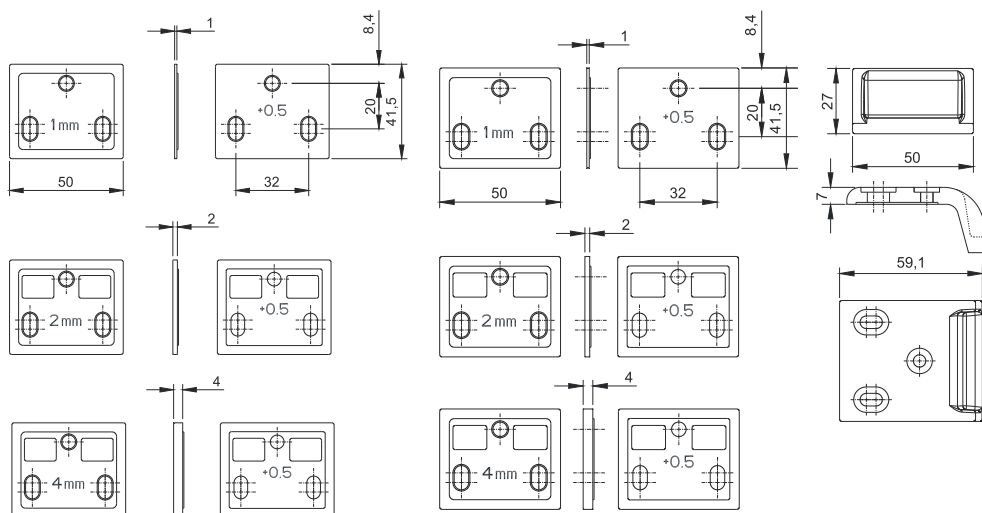
6000.880



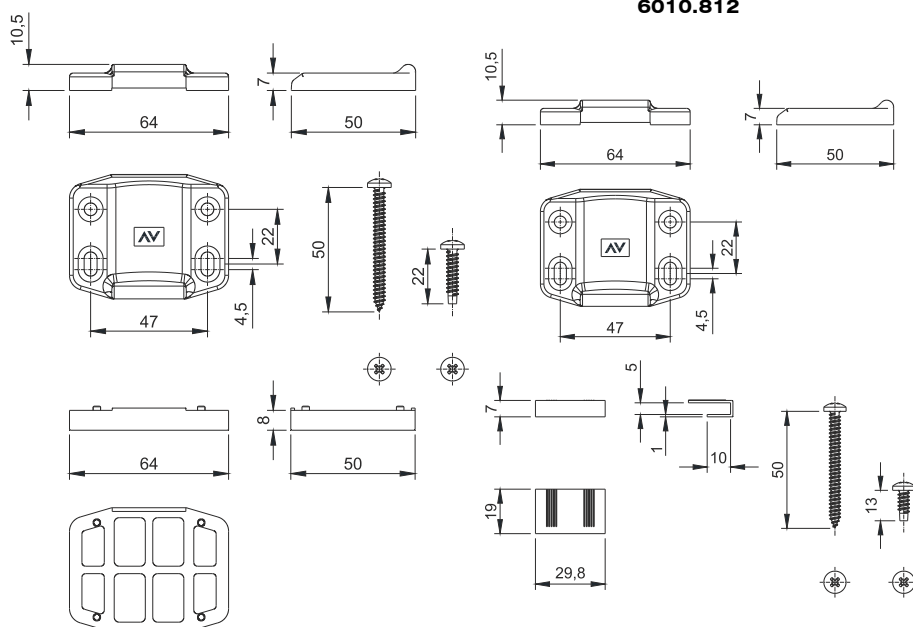
Art. 6010.82
6010.824



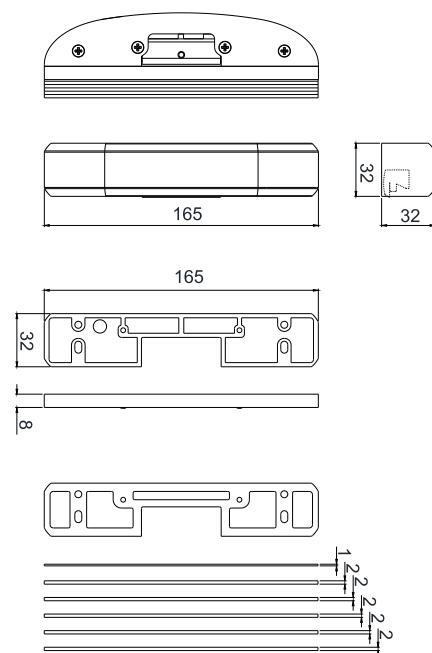
6010.801



6010.812



6010.820 - 6010.824



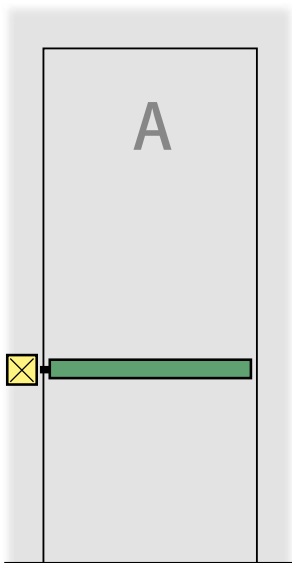
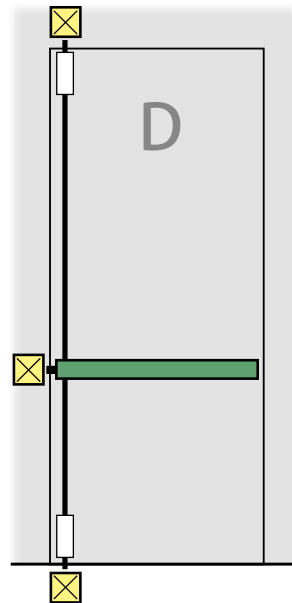
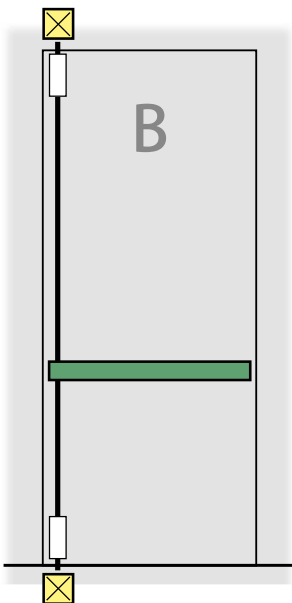
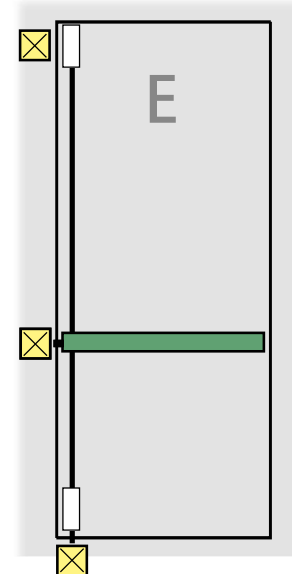
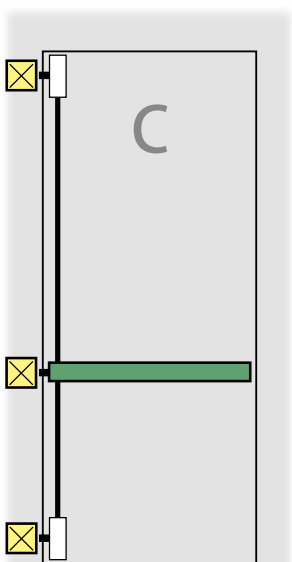
Legend:

JUVARRA alternative configurations

Application A:**JUVARRA**
6010.1/1200

6010.701 + 6010.B

6010.703 + 6010.B

**Application D:****JUVARRA**6010.703 + 6010.B
+ 6010.720/.721 +
6010.730**Application B:****JUVARRA**
6010.2/12006010.702 + 6010.B
+ 6010.720/.721 +
6010.730**Application F:****JUVARRA**6010.703 + 6010.B
+ 6010.720/.721 +
6010.735R/L**Application C:****JUVARRA**
6010.3/12006010.703 + 6010.B
+ 6010.720/.721 +
6010.740

Certified application schemes on two leaf doors

Legend:

JUVARRA alternative configurations

Application G:

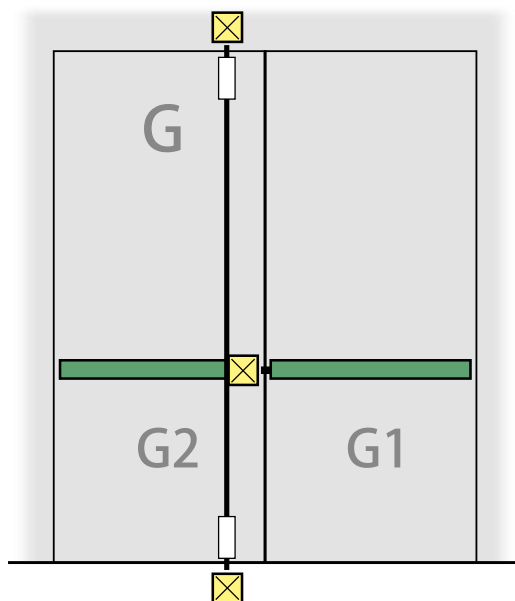
G1 JUVARRA

6010.1/1200
 6010.701 + 6010.B

6010.703 + 6010.B

G2 JUVARRA

6010.2/1200
 6010.702 + 6010.B + 6010.720/.721 + 6010.730



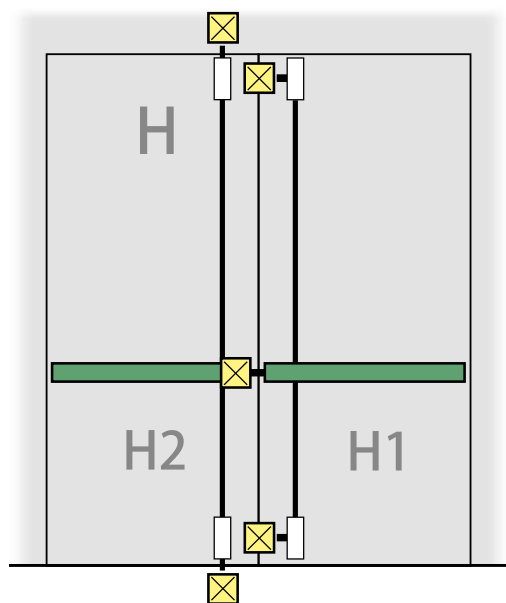
Application H:

H1 JUVARRA

6010.3/1200
 6010.703 + 6010.B + 6010.720/.721 + 6000.740

H2 JUVARRA

6010.2/1200
 6010.702 + 6010.B + 6010.720/.721 + 6010.730



Certified application schemes for single door

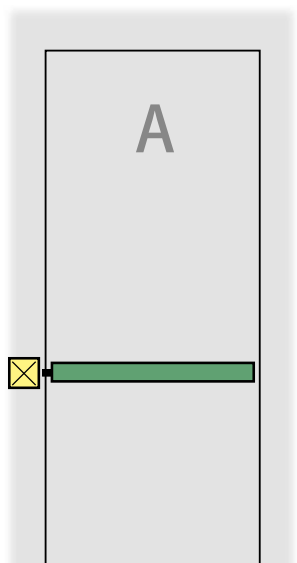
Legend:

Configurazioni alternative BRUNELLESCHI

Application A:

BRUNELLESCHI

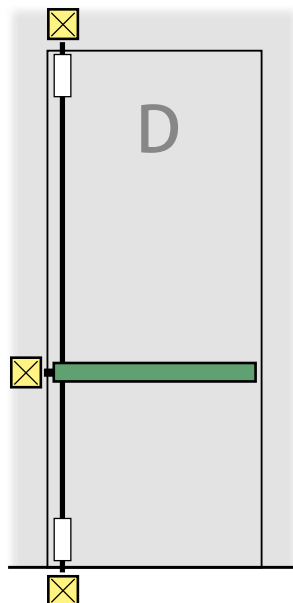
6110.713 + 6110.B



Application D:

BRUNELLESCHI

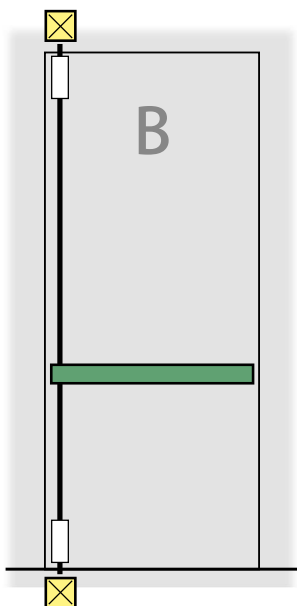
6110.713 + 6110.B
+ 6010.720/.721 +
6010.730



Application B:

BRUNELLESCHI

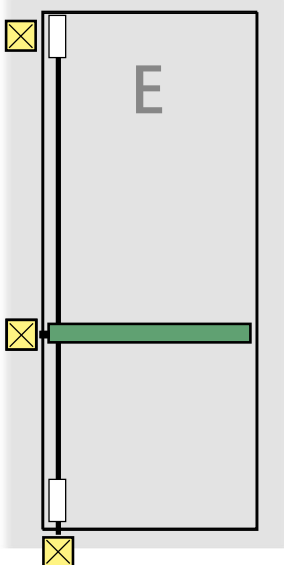
6110.712 + 6110.B +
6010.720/.721 +
6010.730



Application E:

BRUNELLESCHI

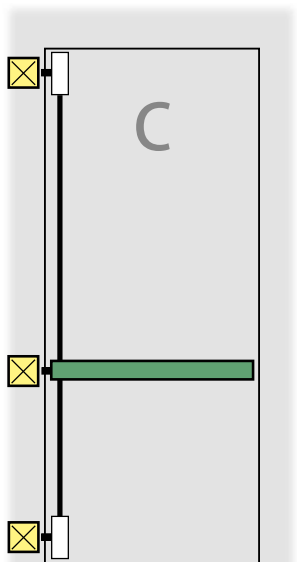
6110.713 + 6110.B +
6010.720/.721 +
6010.730 + 6010.740



Application C:

BRUNELLESCHI

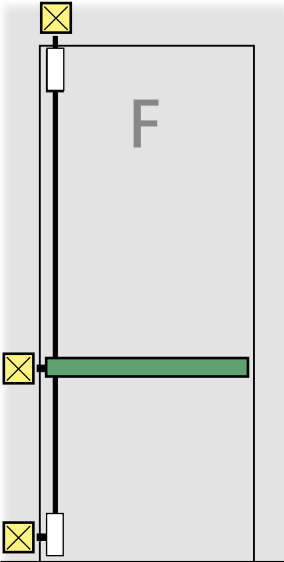
6110.713 + 6110.B +
6010.720/.721 +
6010.740



Application F:

BRUNELLESCHI

6110.713 + 6110.B +
6010.720/.721 +
6010.735R/L



Certified application schemes on two leaf doors

Legend:

BRUNELLESCHI alternative configurations

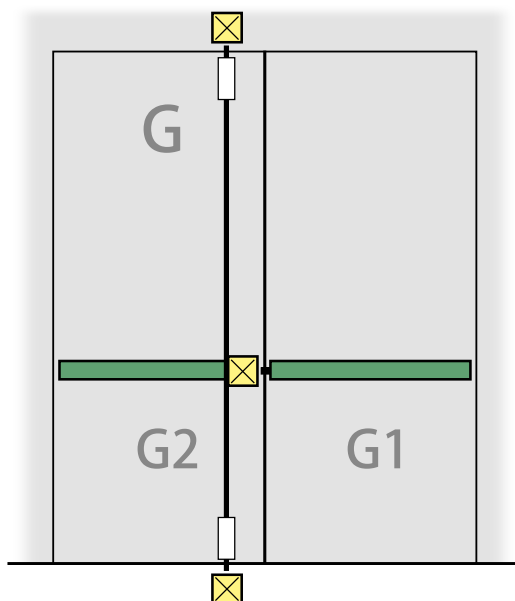
Application G:

G1 BRUNELLESCHI

6110.713 + 6110.B

G2 BRUNELLESCHI

6110.712 + 6110.B + 6010.720/.721 + 6010.730



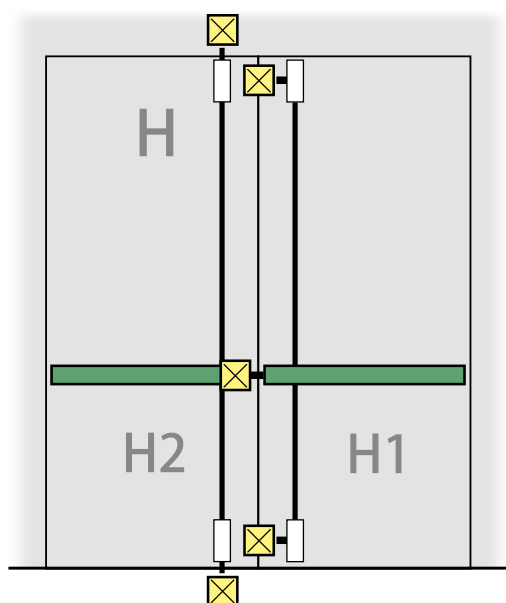
Application H:

H1 BRUNELLESCHI

6110.713 + 6110.B + 6010.720/.721 + 6010.740

H2 BRUNELLESCHI

6110.712 + 6110.B + 6010.720/.721 + 6010.730



Circeo



Certified durability

Circeo has been tested according to the highest classification level of the EN 1125:2008 standard, successfully passing the 200,000-cycle endurance test.

Durable

This panic bar is mounted on sturdy steel backplates.

User-friendly

Circeo is designed to be ambidextrous and can be easily installed with simple drillings.

Universal

It is suitable for both bars and uprights, covering a wide range of profiles and materials.

Historical design

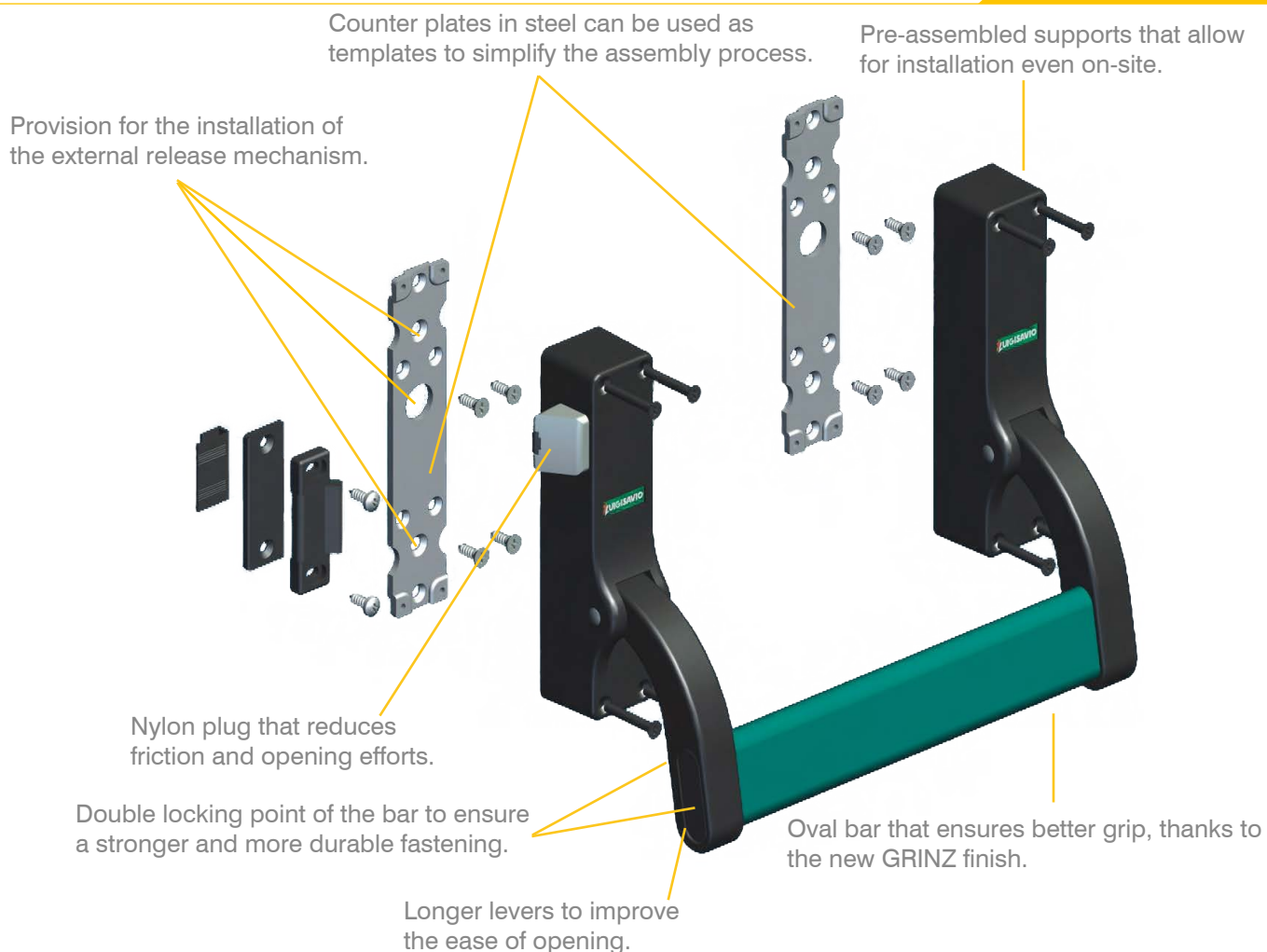
Circeo was the first panic bar and still features the historic *Luigisavio* logo.

Antibacterial safety

Savio extends its focus on safety to hygiene as well, thanks to an antibacterial treatment made with high-quality coatings, essential in public environments such as schools, hospitals, and offices.

The new GRINZ finish

The new Grinz finish combines modern elegance with lasting sturdiness. Its textured grain adds a distinctive touch to the panic bar, offering 30% more impact resistance and optimal protection against weather conditions, ensuring beauty that lasts over time. Easy to clean, it also reduces fingerprint marks, making maintenance simple and practical.






Certifications CIRCEO panic bars

CIRCEO has been tested according to the EN 1125:2008 standard, obtaining the CE certificate and the following levels indicated in bold:



3 7 6 0 1 4 2 2 A A

<p>Usage category Level 3: high frequency of use for public applications</p> <p>Durability Level 6: 100,000 cycles of opening/closing Level 7: 200,000 cycles of opening/closing</p> <p>Max. door weight Level 5: up to 100 kg Level 6: up to 200 kg</p> <p>Suitable for fire door applications Level 0: not suitable Level B: suitable for fire doors</p> <p>Security Level 1: the panic bar is safe for users</p>	<p>Door application range Category A: single-leaf door, double-leaf door: active or passive leaf Category B: single-leaf door Category C: double-leaf door, passive leaf only</p> <p>Type of bar operation Type A = panic device with push-bar operation Type B = panic device with touch-bar operation</p> <p>Bar height referred to the door surface Level 1 = up to 150 mm Level 2 = up to 100 mm</p> <p>Anti-burglary security Level 2: ensures a good level of anti-burglary security without compromising the functioning of the panic system</p> <p>Resistenza alla corrosione Livello 3: alta resistenza (96 ore in nebbia salina) Livello 4: altissima resistenza (240 ore in nebbia salina)</p>
--	--



Complete kits

	Article	Description	Pcs.	Finishes
	KH	CIRCEO (patented) Horizontal panic bar.	1	
	Article	Description	Pcs.	Finishes
	KH.2	CIRCEO (patented) Vertical panic bar.	1	
	Article	Description	Pcs.	Finishes
	KH.3	CIRCEO (patented) Vertical panic bar, with side closures.	1	





External access

	Article	Description	Pcs.	Finishes
	KH.AA	External access device, handle only, with support.	1	
	Article	Description	Pcs.	Finishes
	KH.BB	External access device, handle and cylinder.	1	
	KH.BBU	External access device, handle and cylinder (keyed alike).	1	

External access

	Article	Description	Pcs.	Finishes
	KH.C	External access device, handle and European profile cylinder.	1	
	KH.CU	External access device, handle and European profile cylinder (keyed alike).	1	
	Article	Description	Pcs.	Finishes
	KH.CS	External access device, handle only, without cylinder.	1	

Modular items

	Article	Description	Pcs.	Finishes
	KH.F	Third locking point for KH.2-KH.3.	1	
	Article	Description	Pcs.	Finishes
	KH.G	Electric strike for KH-KH.3.	1	
	Article	Description	Pcs.	Finishes
	KH.P	Pass-through for vertical rods.	1	
	Article	Description	Pcs.	Finishes
	KH.R	Horizontal bar of cm 150.	1	

Modular items



Article	Description	Pcs.	Finiture
KH.T*	Intermediate support. *This product cannot be CE marked as it exceeds the scope of application defined in the EN 1125:2008 standard.	1	



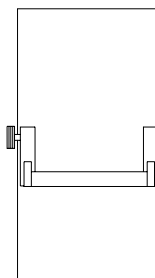
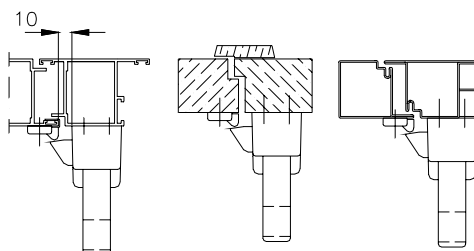
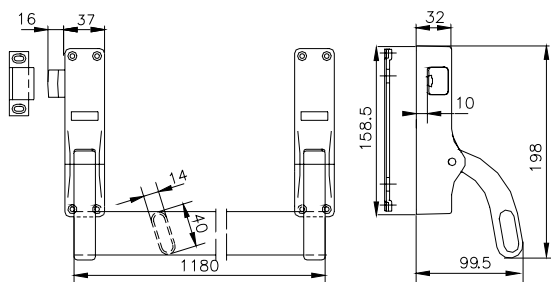
Article	Description	Pcs.	Finiture
KH.TS	Main support.	1	



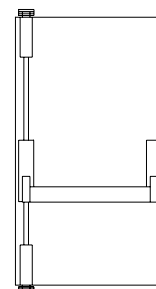
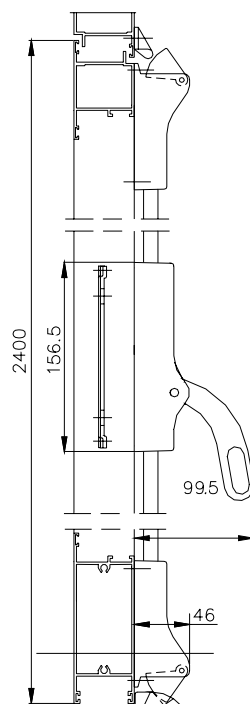
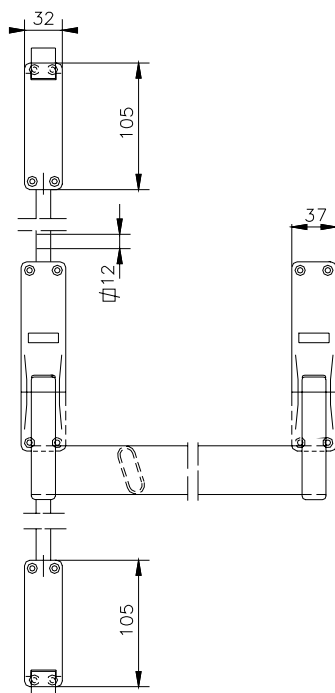
Article	Description	Pcs.	Finiture
KH.U*	200 cm vertical rod. *This product cannot be CE marked as it exceeds the scope of application defined in the EN 1125:2008 standard.	1	

Complete kits

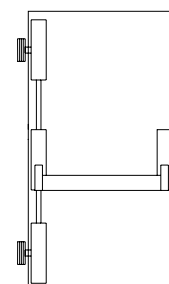
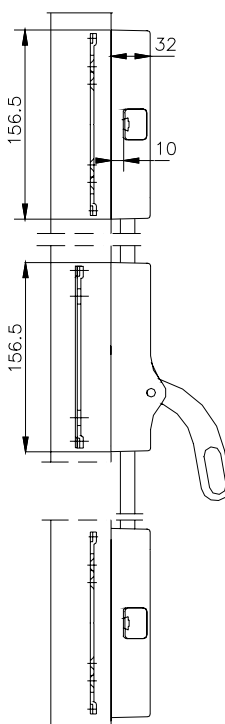
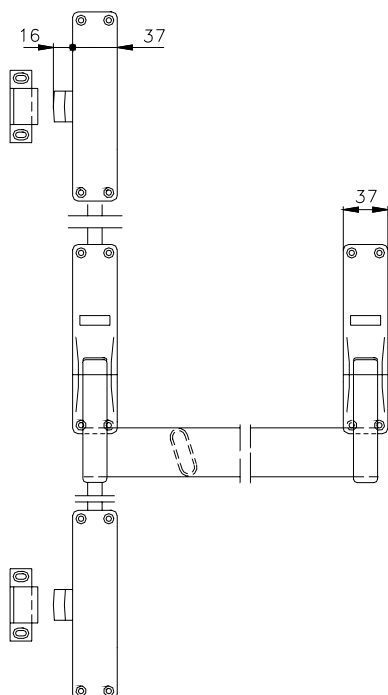
KH



KH.2

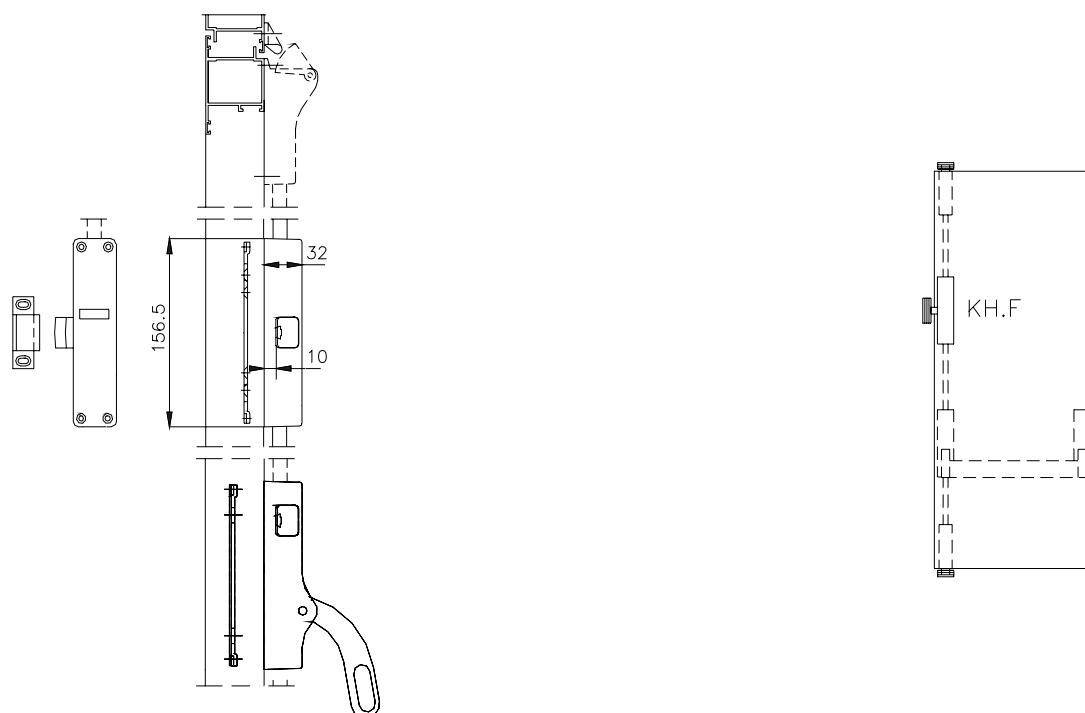


KH.3



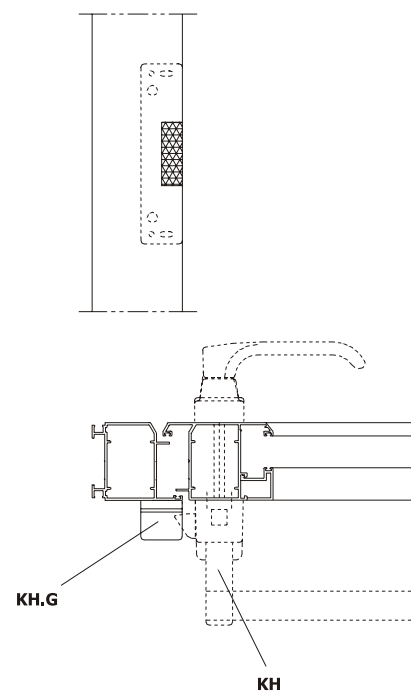
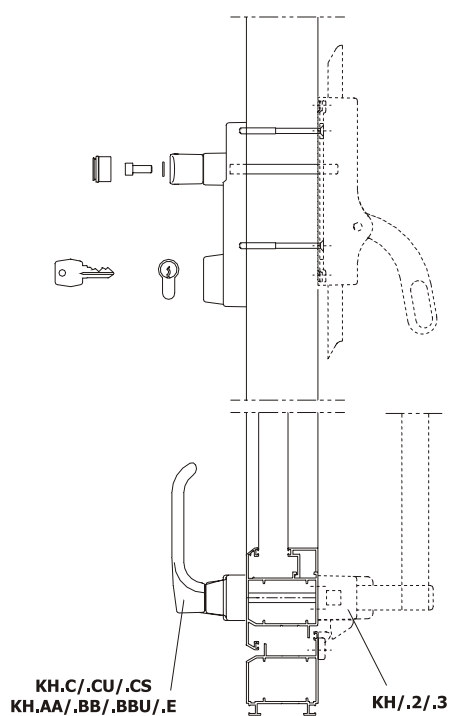
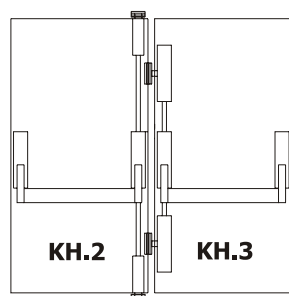
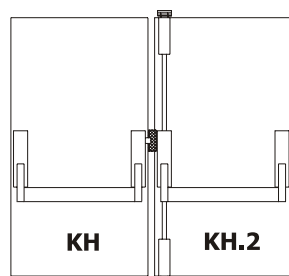
Complete kits

KH.F



Complete kits

KH - KH.2 - KH.3



The story behind the innovation

The CIRCEO panic bar represents a milestone in Savio's history, being the first panic device developed by the company. This product not only marked Savio's entry into the safety sector but still stands out for a historic detail: it is the only item in the range that retains the original *Luigisavio* logo — a tribute to the founder, symbolising his legacy and dedication.

Luigi Savio, a master craftsman with a natural entrepreneurial spirit, founded the company in 1889 in Chiusa San Michele, near Turin. He began producing high-quality hardware, laying the foundation for what would become a leading company in the industry.

The presence of this logo on the CIRCEO panic bar not only celebrates Savio's origins, but also highlights the importance of tradition and quality that have defined the company since its founding.



Grinz finish

The new Grinz finish combines modern elegance with lasting durability. Its textured grain gives the panic bar a distinctive touch, offering 30% more impact resistance and optimal protection against weathering, for long-lasting beauty. Easy to clean, it also reduces fingerprint marks, making maintenance simple and practical.



Bernini and Cellini



Exclusive PININFARINA design

The meticulous design by Pininfarina has made it possible to create a product that enhances the aesthetics of any architectural setting.

Complete application adaptability

Thanks to the range of locking systems also available separately, Bernini and Cellini adapt to all application solutions.

Quick and easy installation

Installation is greatly simplified by the use of counter plates, allowing for application even on standard profiles and, when necessary, final assembly directly on site. The adjustable latches also enable optimal positioning in case of interference with brackets used in the profiles.

Reliability and functional safety

The high level of security against external intrusion attempts, the efficiency of the mechanisms, and the use of quality materials and finishes ensure long-lasting functional performance.

Manageable modularity

The product is available both in a complete single package and in separate, stackable packaging, allowing everyone to choose their preferred modularity.

Antibacterial safety

Savio extends its focus on safety to hygiene as well, thanks to an antibacterial treatment made with top-quality coatings, essential in public environments such as schools, hospitals, and offices.



Between design and beauty

The collaboration between Savio and Pininfarina began with the Manon handle and continues today with various Savio Group products. This partnership is based on a shared vision of the purest, Made in Italy design, where beauty and functionality merge in perfect harmony. With meticulous attention to detail, the pursuit of excellence in materials, and technological innovation, each creation is the result of exclusive craftsmanship, capable of redefining the standards of contemporary architecture.



Tested according to standard

At the laboratory, we tested the accessories from the BERNINI and CELLINI ranges following the specifications of the EN 1125:2008 standard, obtaining validation and the inclusion of these codes in the CE Declaration of Conformity (6010.B/1500, 6010.721, and 6110.B/1158). The test reached 200,000 cycles, exceeding the requirements set by the standard.

Grinz finish

The new Grinz finish combines modern elegance with lasting durability. Its textured grain adds a distinctive touch to the panic bar, offering 30% more impact resistance and optimal protection against weathering, ensuring long-lasting beauty. Easy to clean, it also reduces fingerprint marks, making maintenance simple and practical.



Certifications

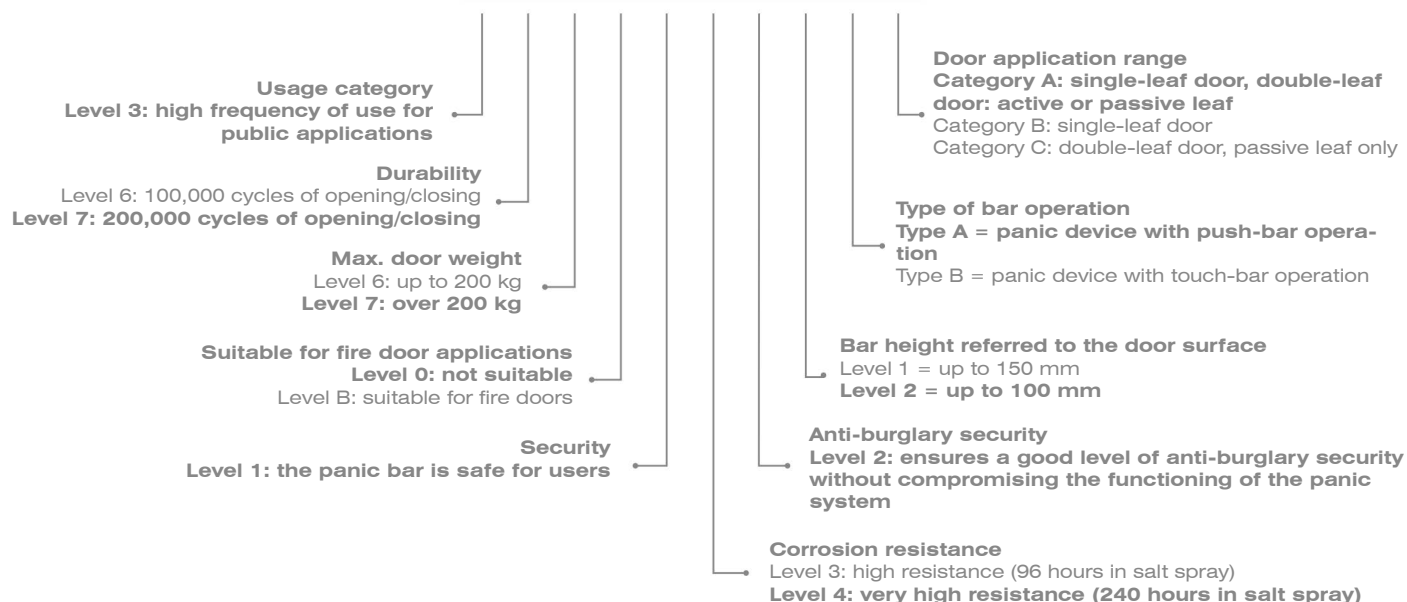
BERNINI and CELLINI panic bars

BERNINI and CELLINI have been tested according to the EN 1125:2008 standard, in accordance with Decree No. 92-647 of July 8, 1992, amended by Decrees No. 95-1051 of September 20, 1995, and No. 2003-947 of October 3, 2003, regarding the suitability for use of construction products, and Article 14(1)(b) of Regulation (EU) No. 305/2011 of the European Parliament and Council, dated March 9, 2011, by the French certification institute AFNOR, which is authorized at the European level to grant the CE mark for construction products. Its identification number is 0333.




The achievable levels are:
(in bold, the levels of BERNINI)

3 7 7 0 1 4 2 2 A A

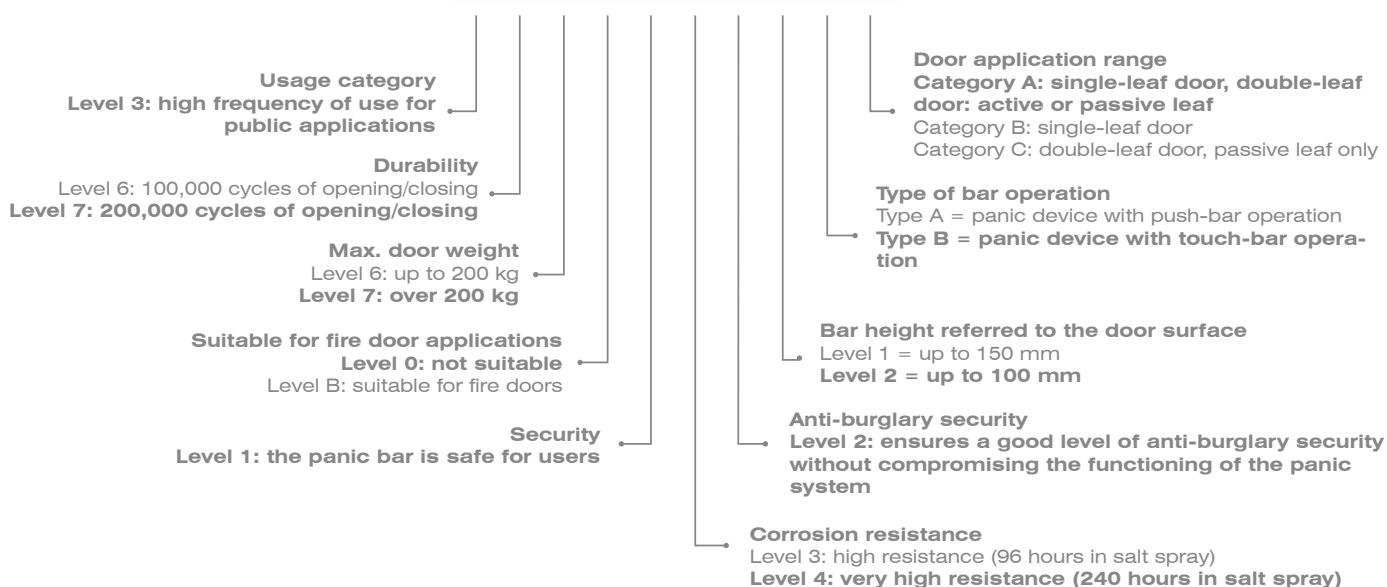


I prodotti riportati nel certificato garantiscono un alto numero di cicli di utilizzo (200.000 cicli) che permettono un uso frequente. Questa prestazione ciclica è stata ottenuta su una porta di peso pari a 300 Kg. Questi dati, uniti ad altri importanti elementi che permettono di valutare il livello prestazionale del prodotto, sono esposti qui di seguito.



The achievable levels are:
(in bold, the levels of CELLINI)

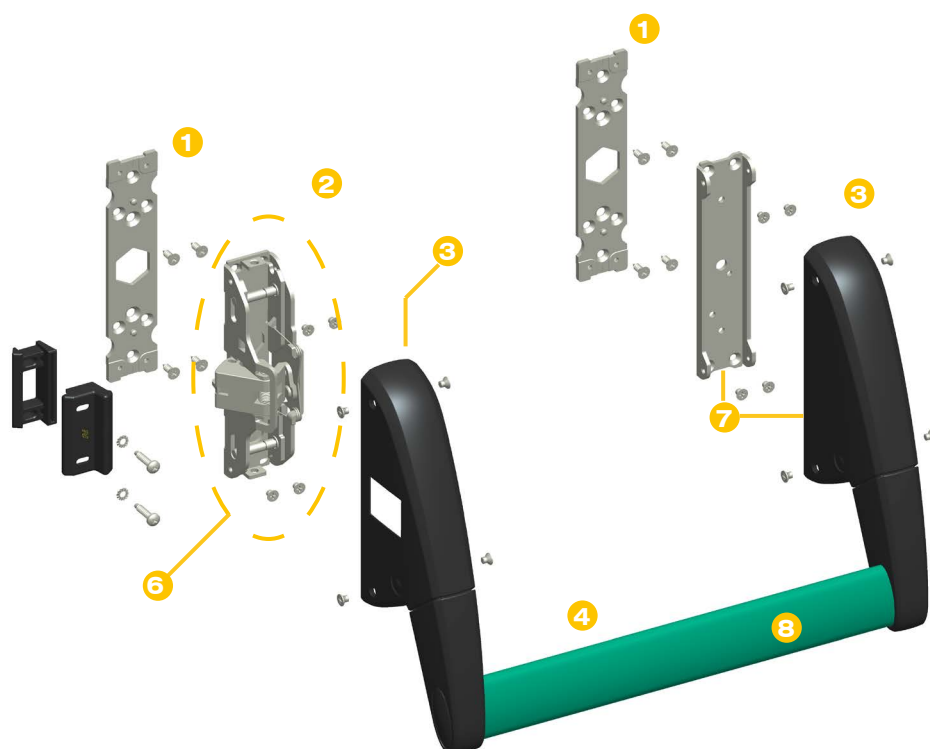
3 7 7 0 1 4 2 2 B A



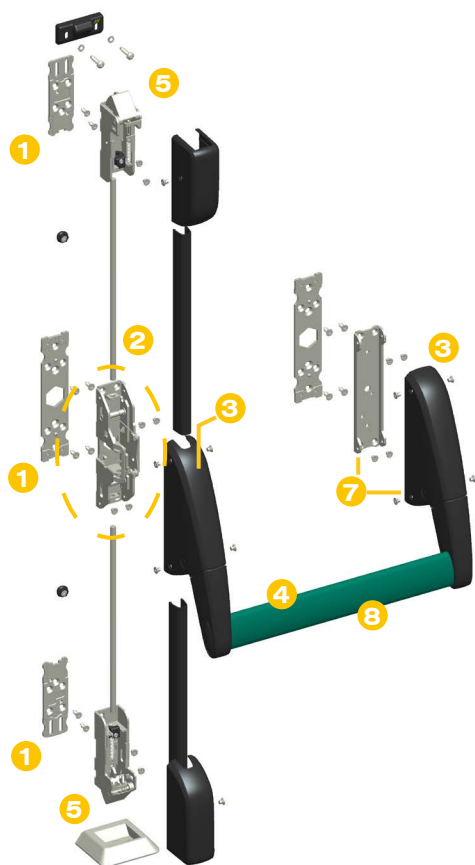
BERNINI lever panic bar



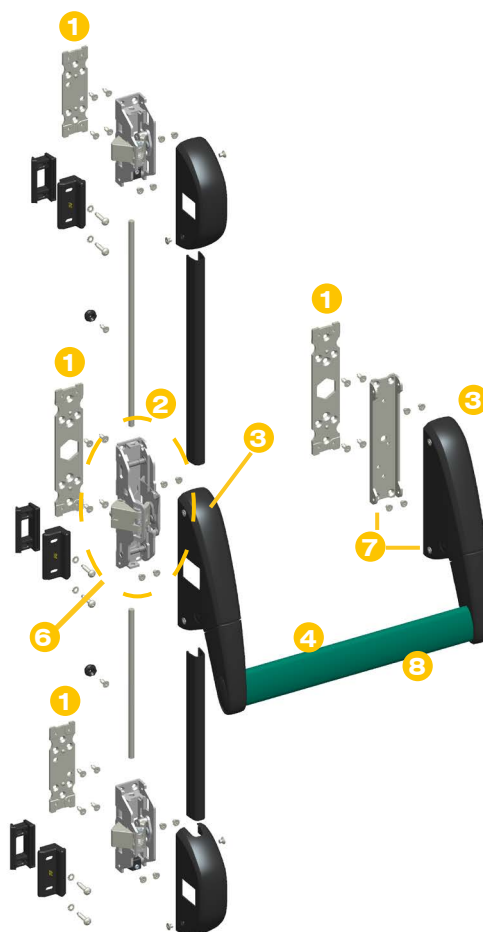
Horizontal non-handed panic bar with one closing point.



Vertical non-handed panic bar with two closing points.



Vertical non-handed panic bar with side closures and three closing points.

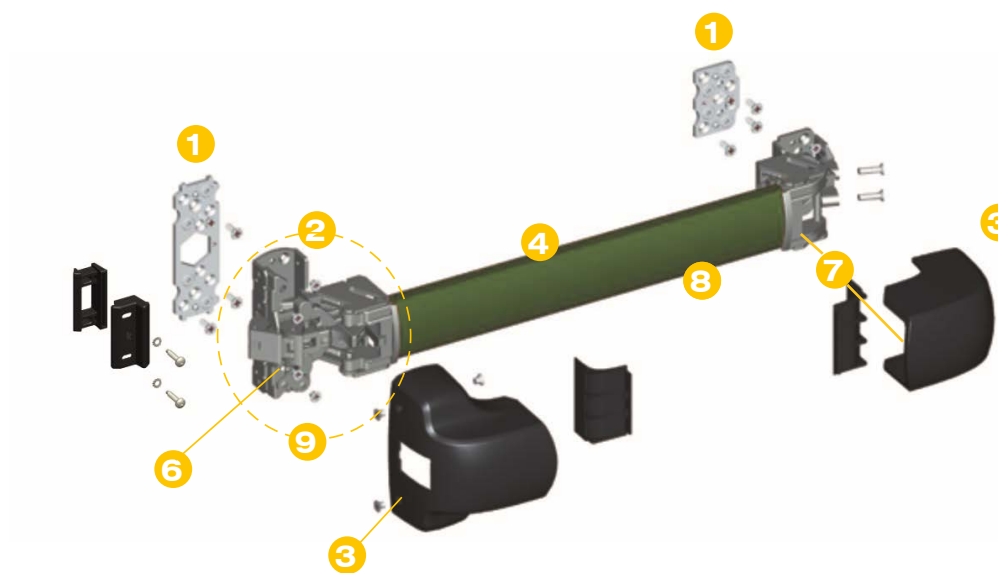


- 1 The main supports and latches are screwed onto steel counter plates (also weldable) for easy, solid, and quick fastening
- 2 **Fully reversible mechanism**
- 3 Compact dimensions (38 mm) for installation even on standard profiles
- 4 Wide-profile horizontal bars for **improved maneuverability**
- 5 **Adjustable** top and bottom latches with **anti-burglary device**
- 6 **Central latch with anti-burglary device**
- 7 Secondary support designed to accommodate the hold-open device and microswitch
- 8 Insertable horizontal bar with wide machining tolerances; made of steel with an oval section of 40 mm

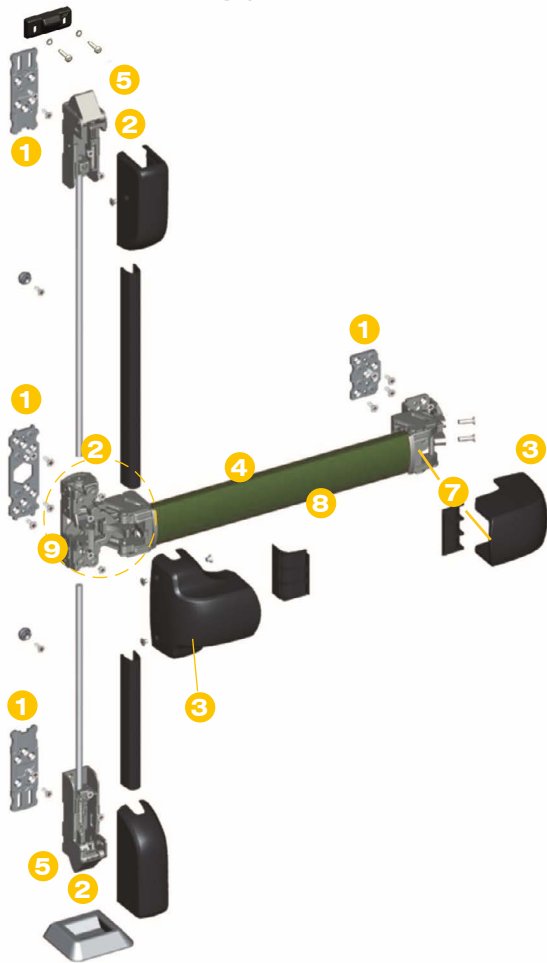
CELLINI push panic bar



Horizontal non-handed panic bar with one closing point.

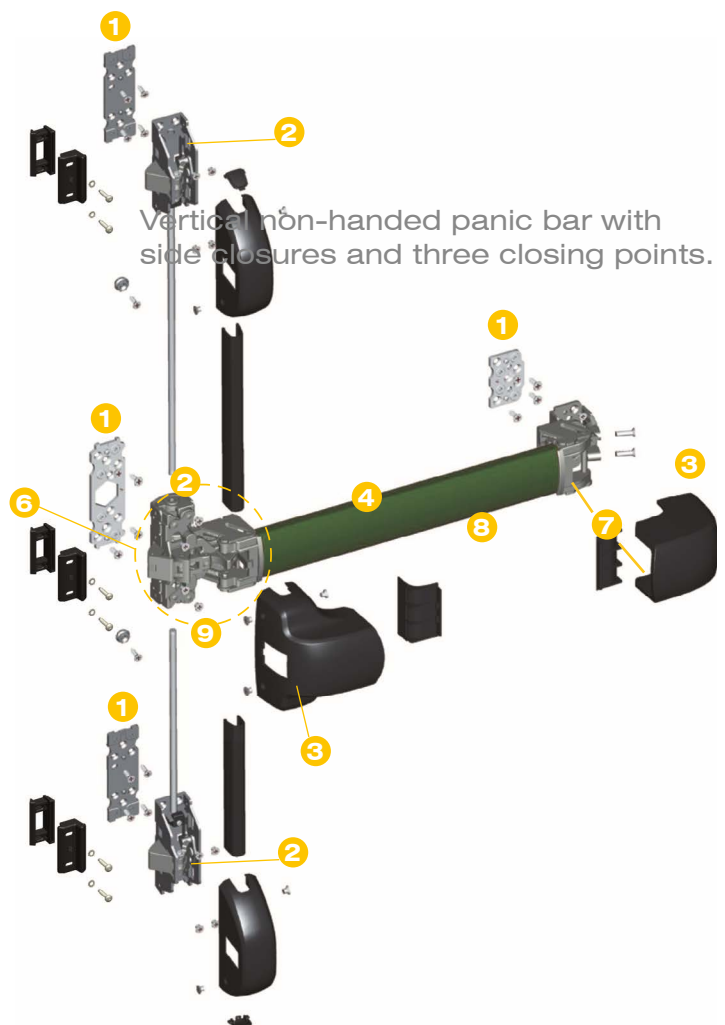


Vertical non-handed panic bar with two closing points.



- 1 The main supports and latches are screwed onto steel counterplates (also weldable) for easy, solid, and quick fastening
- 2 Fully reversible mechanism
- 3 Reduced dimensions (38 mm) for installation on standard profiles
- 4 Wide-profile horizontal bars for improved maneuverability and grip
- 5 Adjustable top and bottom latches with anti-burglary device
- 6 Central latch with anti-burglary device
- 7 Secondary support designed for the insertion of the hold-open device and microswitch
- 8 Grip horizontal bar to facilitate door closure; made in a single piece for easier and faster cutting - made of aluminum, with wide cutting tolerance
- 9 Roller-based movement for smoother operation

Vertical non-handed panic bar with side closures and three closing points.



CELLINI complete kits



Article	Description	Pcs.	Finishes
6100.1/1085	CELLINI (patented) Horizontal panic bar - 1-point closing, push version.	1	GR 301, GR 629



Article	Description	Pcs.	Finishes
6100.2/1085	CELLINI (patented) Vertical panic bar - 2-point closing, push version.	1	GR 301, GR 629




Article	Description	Pcs.	Finishes
6100.3/1085	CELLINI (patented) Vertical panic bar - 3 lateral point closing, push version.	1	GR 301, GR 629

CELLINI modular items

	Article	Description	Pcs.	Finishes
	6100.701	(patented) Horizontal support kit - 1-point closing, push version.	1	9010, GR 905, GREY, SILV
	Article	Description	Pcs.	Finishes
	6100.702	(patented) Vertical support kit - 2-point closing, push version.	1	1013, 9010, GR 905, GREY, SILV
	Article	Description	Pcs.	Finishes
	6100.703	(patented) Support kit - 3-point closing, push version.	1	1013, 9010, GR 905, GREY, SILV
	Article	Description	Pcs.	Finishes
	6100.B/1085	1085 mm horizontal bar.	1	1013, 9010, GR 301, GR 629, GR 905, C, GREY, SILV, XSD
	6100.B/1385	1385 mm horizontal bar.	1	9010, GR 301, GR 629, GR 905, C, GREY, HL, SILV, XL, XSD

BERNINI modular items

	Article	Description	Pcs.	Finishes
	6000.701	(patented) Horizontal support kit - 1-point closing, lever version.	1	9010, GR 905, GREY, SILV


CELLINI modular items



Article	Description	Pcs.	Finishes
6000.702	(patented) Vertical support kit - 2-point closing, lever version.	1	9010, GR 905, GREY, SILV



Article	Description	Pcs.	Finishes
6000.703	(patented) Ambidextrous support kit - 3-point closing, lever version.	1	9010, GR 905, GREY, SILV



Article	Description	Pcs.	Finishes
6010.B/860	860 mm horizontal bar.	1	910, GR 629, GR 301, GR 905, SLV, GREY
6010.B/1200	1200 mm horizontal bar.		
6010.B/1300	1500 mm horizontal bar.		

BERNINI and CELLINI modular items





Article	Description	Pcs.	Finishes
6000.720	Standard vertical rods for doors up to 2550mm in height.	1	1013, 9010, GR 905, GREY, SILV




Article	Description	Pcs.	Finishes
6000.721	Vertical rods for doors up to 3100mm in height.	1	1013, 9010, GR 905, GREY, SILV

BERNINI and CELLINI modular items



	Article	Description	Pcs.	Finishes
	6000.730	(patented) high-low latch kit.	1	1013, 9010, GR 905, GREY, SILV
	Article	Description	Pcs.	Finishes
	6000.740	(patented) lateral latch kit.	1	1013, 9010, GR 905, GREY, SILV

BERNINI PUSH PAD range (compliant with EN 179:2008 standard)


	Article	Description	Pcs.	Finishes
	6000.751	(patented) horizontal closing support, PUSH PAD version.	1	9010, GR 905, GREY
	Article	Description	Pcs.	Finishes
	6000.752	(patented) support for vertical-only closing, PUSH PAD version.	1	9010, GR 905, GREY, SILV


BERNINI and CELLINI external access


For the external access devices of BERNINI and CELLINI, please refer to the items on pages 13 and 14 (6010.870 - 6010.873 - 6010.874 - 6010.875 - 6010.877 - 6010.876 - 6000.879 - 6000.880).


	Article	Description	Pcs.	Finishes
	6000.401	Cam for use with the external access devices 6010.870/.873/.874/.875/.876/.877 and the BERNINI and CELLINI panic bars.	1	
	Article	Description	Pcs.	Finishes
	6000.815	Kit for 6010.890 applications for the BERNINI panic bars.	1	

BERNINI and CELLINI complementary accessories


	Article	Description	Pcs.	Finishes
	6000.802	BERNINI - CELLINI Kit for horizontal or lateral closures with strike >20mm.	5	9010, GR 905, GREY, SILV
	6000.803	Kit for horizontal or lateral closures with strike <20mm for PVC/wood.	5	
	6000.804	Kit for vertical closures with strike >20mm for PVC/wood.	5	
	6000.805	Kit for vertical closures with strike <20mm for PVC/wood.	5	

	Article	Description	Pcs.	Finishes
	6000.806	BERNINI - CELLINI 1.5 mm thickness painted steel.	40	9010, GR 905, GREY, SILV



	Article	Description	Pcs.	Finishes
	6000.807	BERNINI - CELLINI kit of steel gate and spacers for vertical closures.	20	9010, GR 905, GREY, SILV

	Article	Description	Pcs.	Finishes
	6000.820	BERNINI - CELLINI electric meeting with repeater.	1	9010, GR 905, GREY, SILV

CELLINI complementary accessories

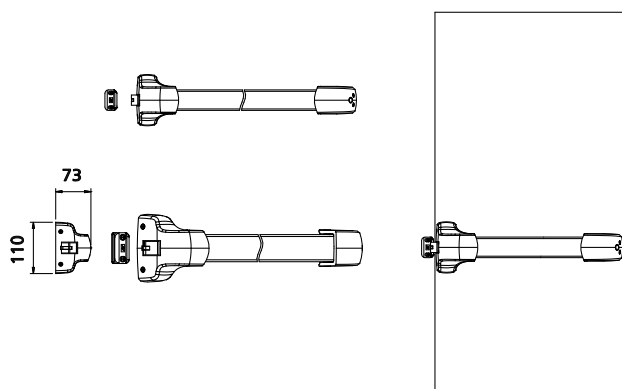
	Article	Description	Pcs.	Finishes
	6100.830	CELLINI day stop device.	5	

BERNINI complementary accesories

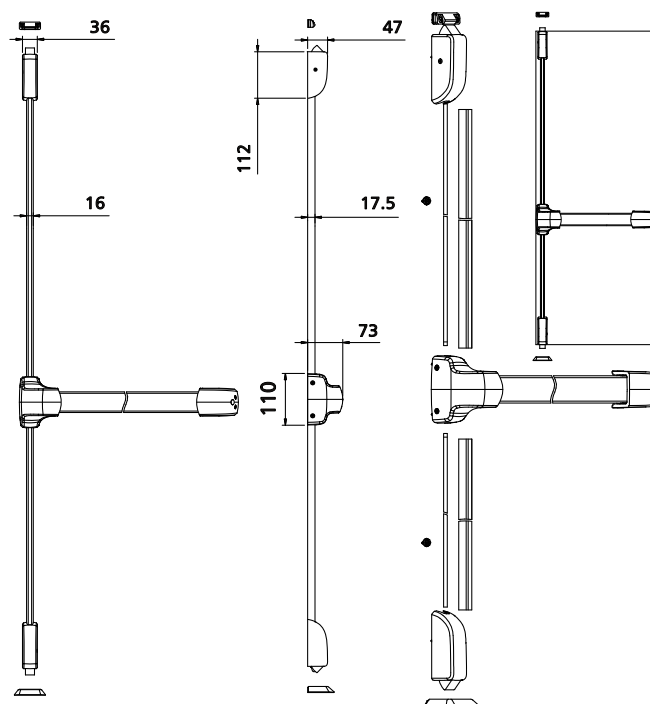
	Article	Description	Pcs.	Finishes
	6001.805	BERNINI door frame for horizontal and vertical closures for applications on rebate profiles.	20	9010, GR 905, GREY, SILV
	Article	Description	Pcs.	Finishes
	6001.806	BERNINI thickness of 1mm in painted steel.	40	9010, GR 905, GREY, SILV

CELLINI complete kits

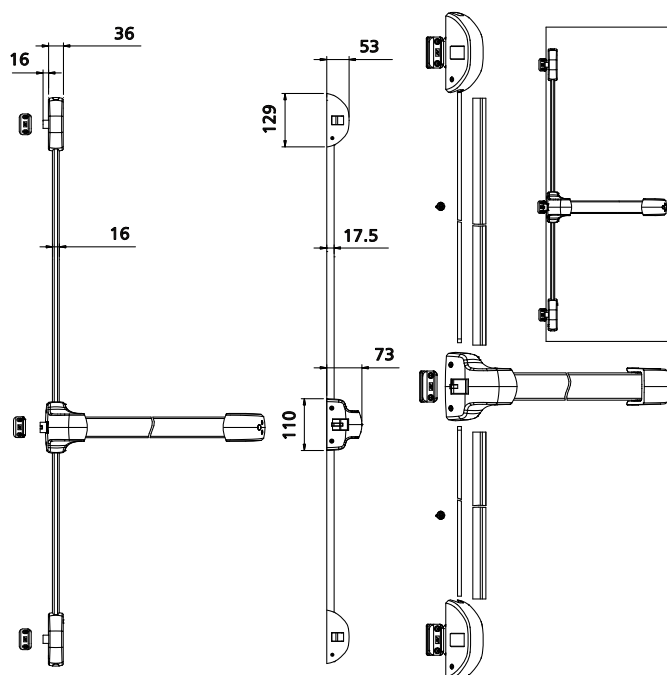
6010.1/1085



6010.2/1085

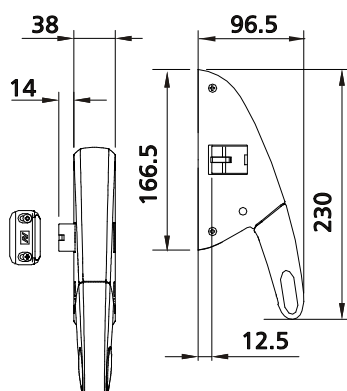


6010.3/1085

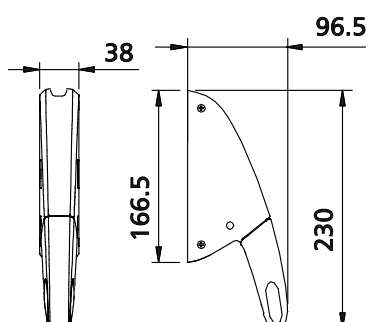


BERNINI modular items

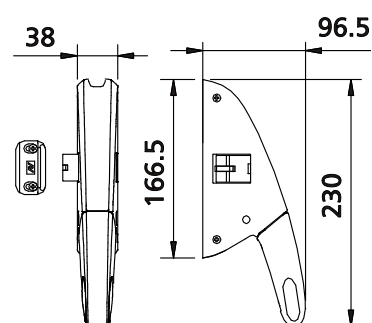
6000.701



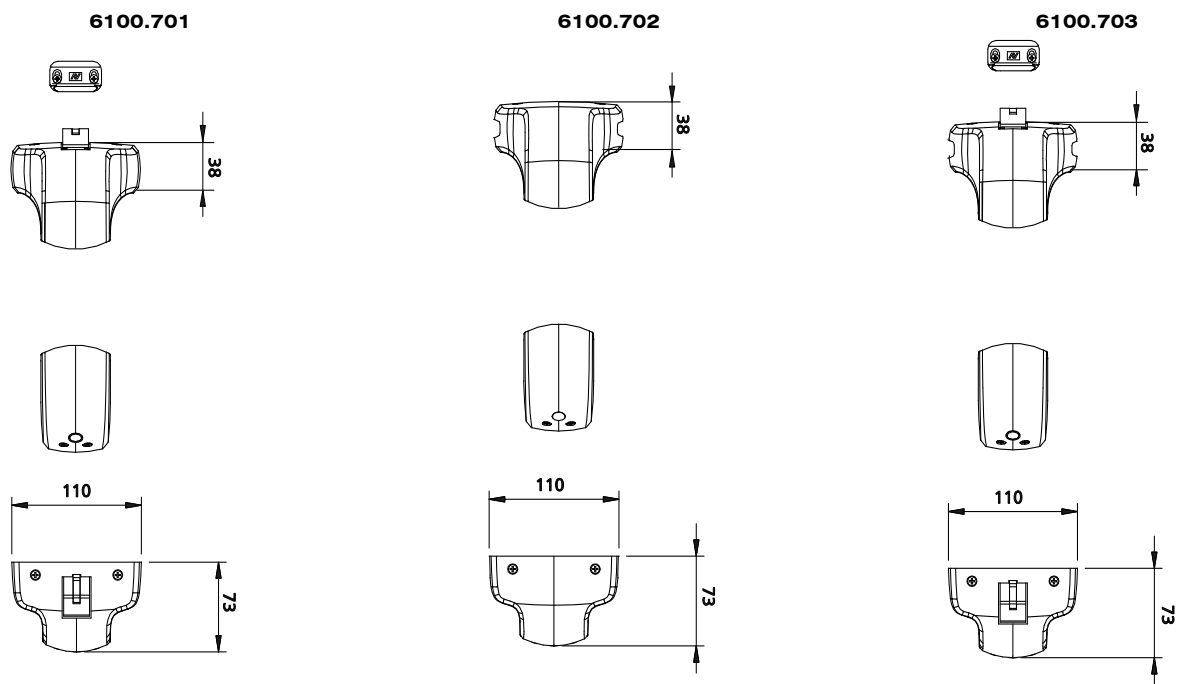
6000.702



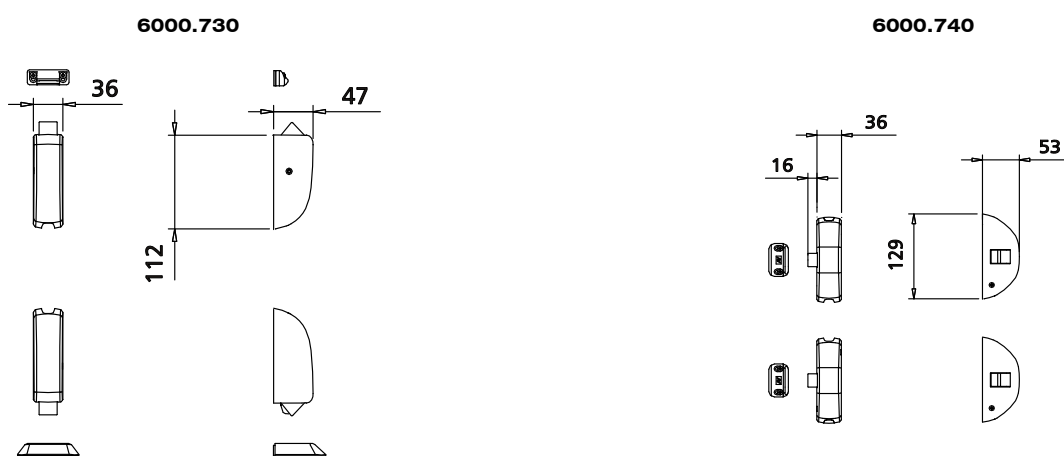
6000.703



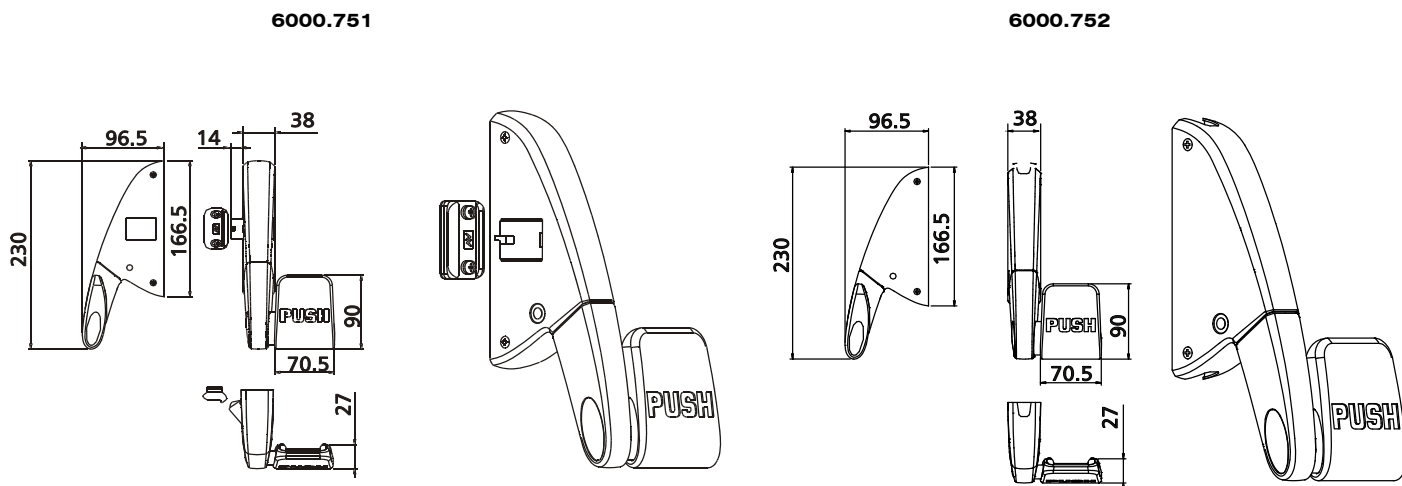
CELLINI modular items



BERNINI and CELLINI modular items



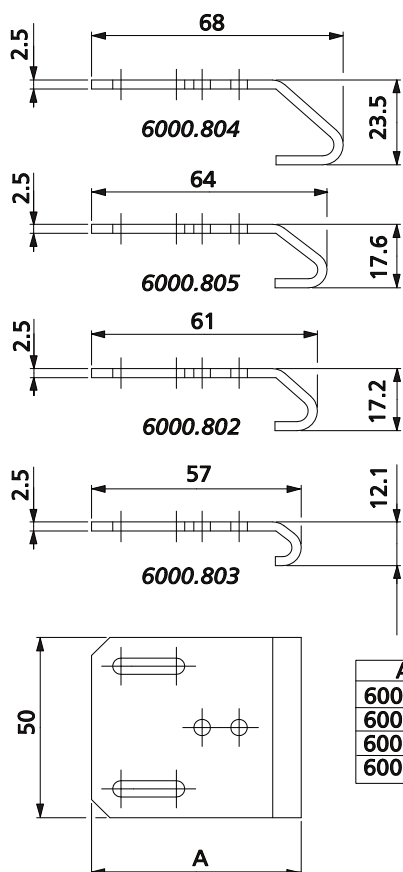
BERNINI PUSH PAD range (compliant with EN 179:2008 standard)



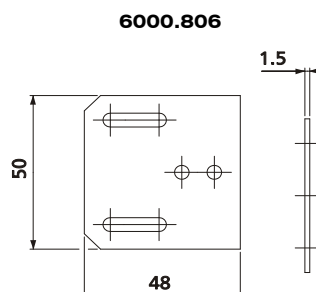
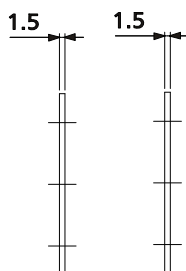
BERNINI and CELLINI external access

For the external access devices of BERNINI and CELLINI, please refer to the items on pages 13 and 14 (6010.870 - 6010.873 - 6010.874 - 6010.875 - 6010.877 - 6010.876 - 6000.879 - 6000.880).

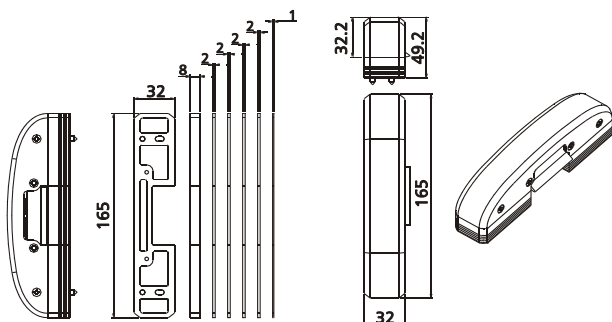
BERNINI and CELLINI complementary accesories



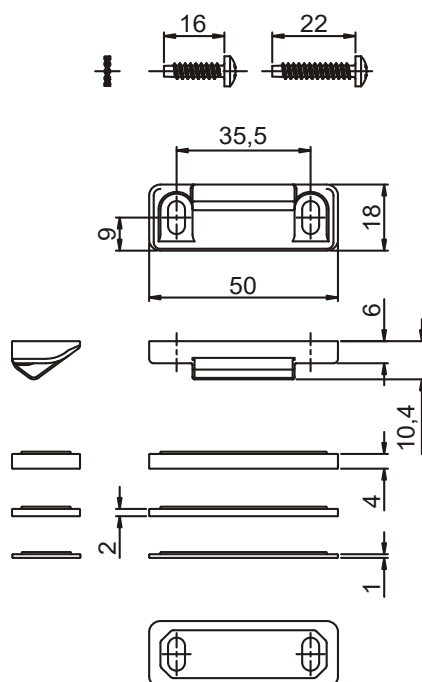
Art.	A
6000.802	61
6000.803	57
6000.804	68
6000.805	64



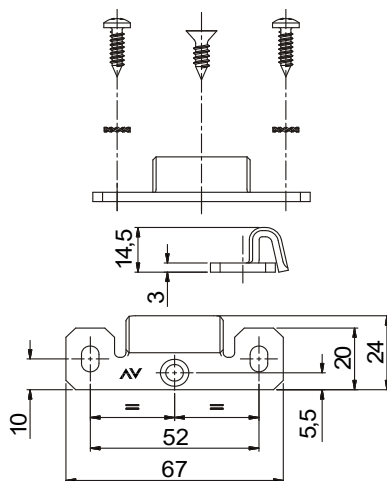
6000.820



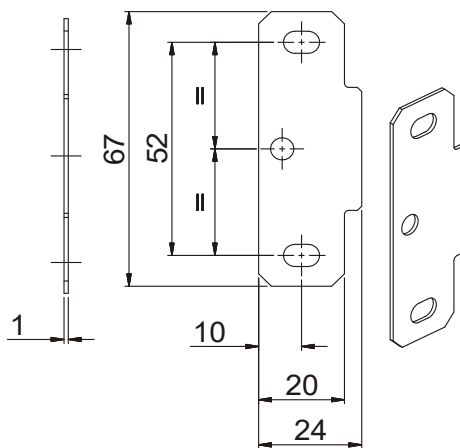
6000.807



6001.805



6001.806



Certified application schemes for single door

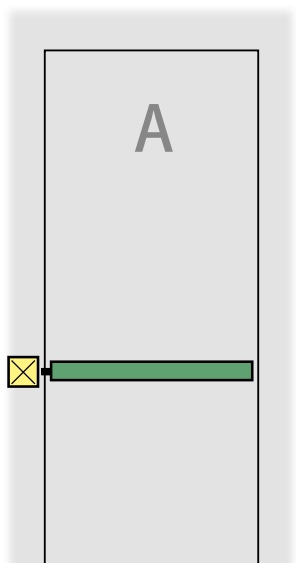
Legend:
BERNINI alternative configurations

Application A:

BERNINI

6000.701 +
6010.B

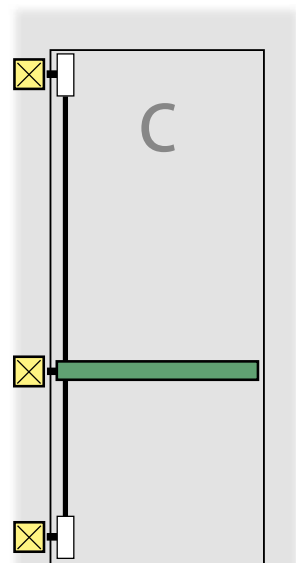
6000.703 +
6010.B



Application C:

BERNINI

6000.703 +
6010.B +
6000.720/.721 +
6000.740

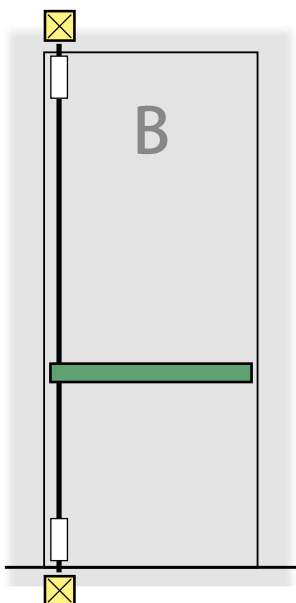


Application B:

BERNINI

6000.702 +
6010.B +
6000.720/.721 +
6000.730

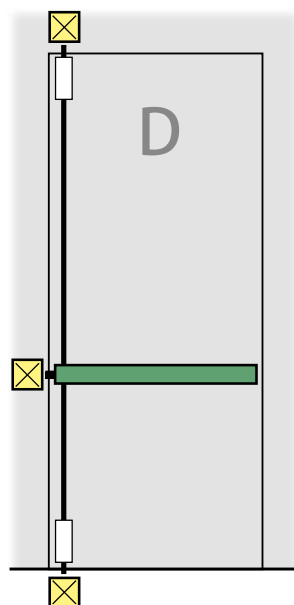
6000.703 +
6010.B +
6000.720/.721 +
6000.730



Application D:

BERNINI

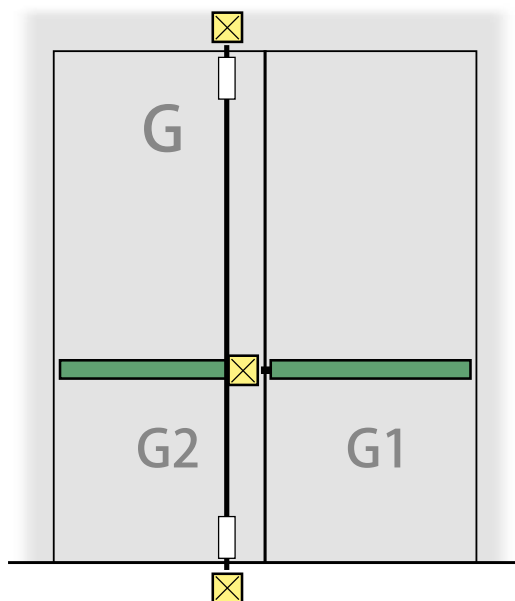
6000.703 +
6010.B +
6000.720/.721 +
6000.730



Certified application schemes on two leaf doors

Legend:

Configurazioni alternative BERNINI



Application G:

G1 BERNINI

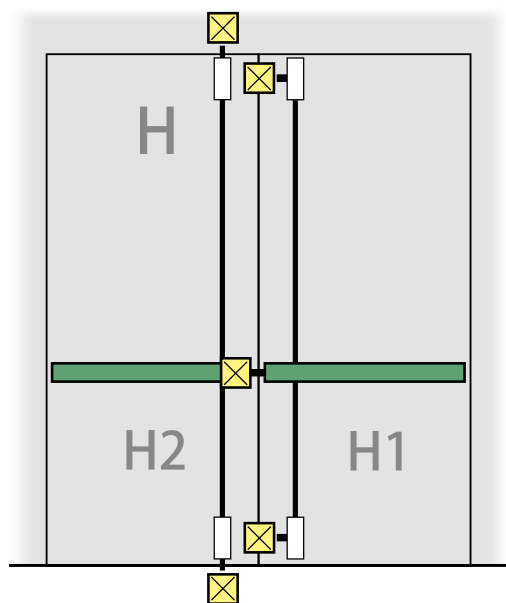
6000.701 + 6010.B

6000.703 + 6010.B

G2 BERNINI

6000.702 + 6010.B + 6000.720/.721 + 6000.730

6000.703 + 6010.B + 6000.720/.721 + 6000.730



Application H:

H1 BERNINI

6000.703 + 6010.B + 6000.720/.721 + 6000.740

H2 BERNINI

6000.702 + 6010.B + 6000.720/.721 + 6000.730

6000.703 + 6010.B + 6000.720/.721 + 6000.730

Certified application schemes for single door

Legend:

CELLINI alternative configurations

Application A:

CELLINI

6100.1/1085

6100.701 + 6100.B

6100.703 + 6100.B

Application C:

CELLINI

6100.3/1085

6100.703 + 6100.B +

6000.720/.721 +

6000.740

Application B:

CELLINI

6100.2/1085

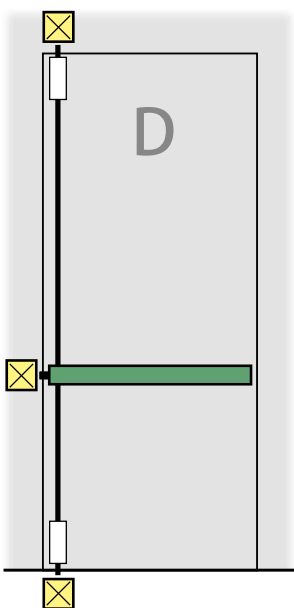
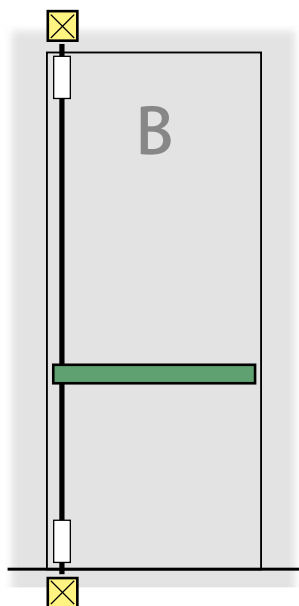
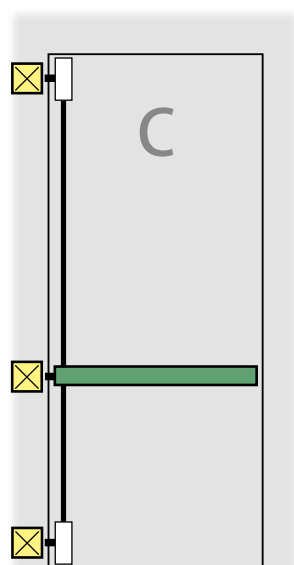
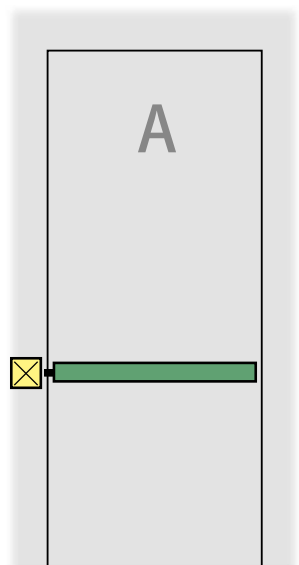
6100.702 + 6100.B +
6000.720/.721 + 6000.730

6100.703 + 6100.B
6000.720/.721 + 6000.730

Application D:

CELLINI

6100.703 + 6100.B +
6000.720/.721 + 6000.730



Certified application schemes on two leaf doors

Legend:

CELLINI alternative configurations

Application G:

G1 CELLINI

6100.1/1085

6100.701 + 6100.B

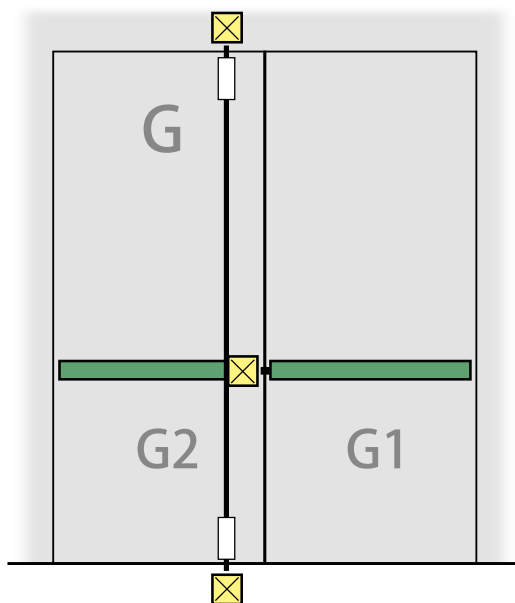
6100.703 + 6100.B

G2 CELLINI

6100.2/1085

6100.702 + 6100.B + 6000.720/.721 + 6000.730

6100.703 + 6100.B + 6000.720/.721 + 6000.730



Application H:

H1 CELLINI

6100.3/1085

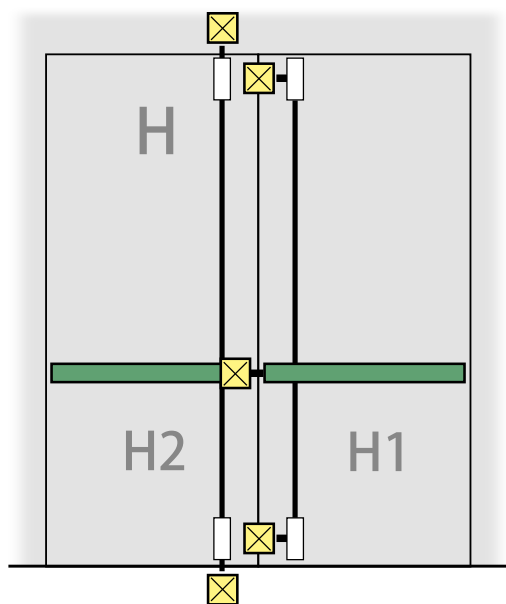
6100.703 + 6100.B + 6000.720/.721 + 6000.740

H2 CELLINI

6100.2/1085

6100.702 + 6100.B + 6000.720/.721 + 6000.730

6100.703 + 6100.B + 6000.720/.721 + 6000.730





Savio S.p.A.

Via Torino, 25 - 10050 Chiusa di San Michele (TO)
Tel. +39 011 964 34 64 - info@savio.it
www.savio.it