cremonese MANON Artt. 872/.751/.752

istruzioni di montaggio e lavorazioni sui profili per l'interasse di mm 130

REVERSIBILITA':

La cremonese è fornita destra, per renderla sinistra occorre:

A) togliere la piastra di fondo

B) estrarre i cursori 1 e 2

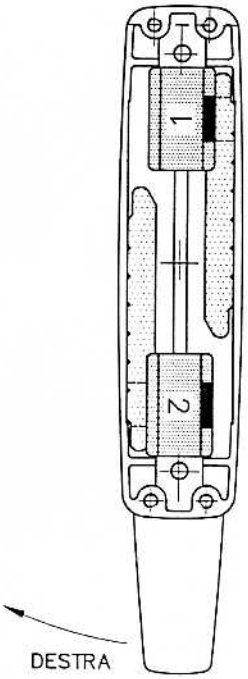

C) ruotare la cassa di 180°

D) reinserire i cursori 1 e 2

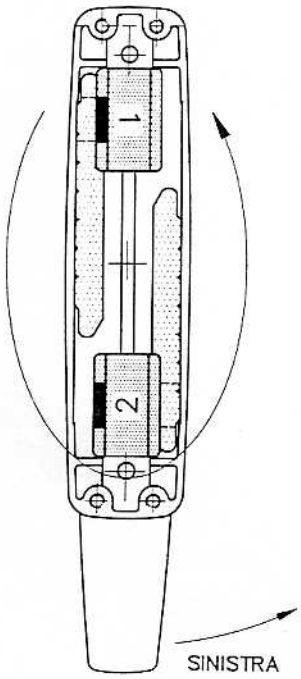

E) rimontare la piastra di fondo

LAVORAZIONE:

interasse mm 130

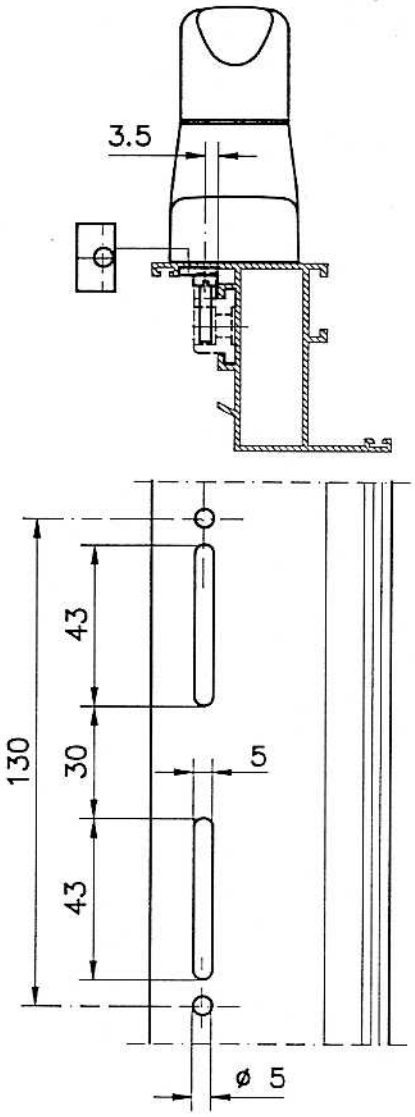

872/.751/.752 - Adatti ai profili a giunto aperto indicati in tabella

	All.co P4	All.co 5/TT compl.	All.co 5/TT sorm.	Alphaha	Alpha 658 TT	BG450/BT60TT	Domal/Break PA62	Domal Stepper 38/45 - 45/52	Ekip Base Gol	Ekip 40/50 compl.	Ekip 40/50 sorm.	Ekip 60 TT	Elegant	Ema 40 W Piano	ES1000 Piano	Export 40/50/50 TT	Giuntall 45	K3L	Il Giunto Aperto FB/SE	NC45 Piana Int.	NC55 Piana Int.	NC45 Super Th.	NC55 Thermic	New York / TT	Nuovo NC40 compl.	Riviera / TT	R 40/50/50 TT	S.E. Piana 2	Syntess	Termal
872	●	●	●	●	●	●	●	●	●	●	●	●	●	●	●	●	●	●	●	●	●	●	●	●	●	●	●	●	●	●
872.751	●	●	●	●	●	●	●	●	●	●	●	●	●	●	●	●	●	●	●	●	●	●	●	●	●	●	●	●	●	●
872.752	●	●	●	●	●	●	●	●	●	●	●	●	●	●	●	●	●	●	●	●	●	●	●	●	●	●	●	●	●	●

AV SAVIO by pininfarina

89010181